

# NORTH COUNTY FIRE PROTECTION DISTRICT

330 S. Main Avenue • Fallbrook, California 92028-2938 • Phone: (760) 723-2005 • Fax: (760) 723-2072 • Web: [www.ncfire.org](http://www.ncfire.org)

## BOARD OF DIRECTORS

RUTH HARRIS  
BOB HOFFMAN  
FRED LUEVANO  
KENNETH E. MUNSON  
JOHN VAN DOORN

STEPHEN J. ABBOTT - Fire Chief/CEO - [sabbott@ncfire.org](mailto:sabbott@ncfire.org)  
ROBERT H. JAMES - District Counsel - [roberthjameslaw@gmail.com](mailto:roberthjameslaw@gmail.com)  
LOREN A. STEPHEN-PORTER - Executive Assistant/Board Secretary - [lstephen@ncfire.org](mailto:lstephen@ncfire.org)

**TO:** BOARD OF DIRECTORS  
**FROM:** STEPHEN ABBOTT, FIRE CHIEF/CEO  
**SUBJECT:** BOARD MEETING PACKAGE  
**DATE:** MARCH 24, 2020

Enclosed is your Board package for the Regular March Board Meeting. We have tried to include the information you will need to effectively consider and act on agenda items. **Due to the Covid-19 Outbreak and pursuant to the Declarations by Governor Newsome, the March Board Meeting will be TELEPHONIC ONLY.**

- **The Board, Staff and Public may participate by calling into the following number: (408) 317-9253. Meeting ID is 834-677-344, followed by #.**
- **All Board documents are on line at: <https://www.ncfire.org/2020-03-24-board-tuesday-march-24-2020-regular-meeting>.**

**Please note this month's meeting is scheduled for Tuesday, March 24, 2020, beginning at **4:00 p.m.****

It is our goal to be prepared to respond accurately to Board questions and concerns. You can help us achieve this goal by contacting me prior to the Board meeting with your questions and concerns. This will allow time for the Staff and me to provide the appropriate information for review at the Board meeting.

***To ensure a quorum is present, please call Loren in advance of the meeting if you will be unable to attend. She may be reached at (760) 723-2012.***

Respectfully,



Stephen Abbott  
Fire Chief/CEO



PROUDLY SERVING THE COMMUNITIES OF FALLBROOK, BONSALE AND RAINBOW

DUTY ~ INTEGRITY ~ RESPECT



# NORTH COUNTY FIRE PROTECTION DISTRICT

## AGENDA FOR REGULAR BOARD MEETING

MARCH 24, 2020

4:00 p.m.

**Due to the Covid-19 Outbreak and pursuant to the Declarations by Governor Newsome, the March Board Meeting will be Telephonic ONLY.**

The Board, Staff and Public may participate by calling into the following number: (408) 317-9253. Meeting ID is 834-677-344, followed by #.

All Board documents are on line at:

<https://www.ncfire.org/2020-03-24-board-tuesday-march-24-2020-regular-meeting>

### PUBLIC ACTIVITIES AGENDA

*For those joining us for the Public Activities Agenda, please feel free to depart at the close of the agenda. We invite you to stay for the remainder of the business meeting.*

#### CALL TO ORDER

#### ROLL CALL

#### INVOCATION

#### PLEDGE OF ALLEGIANCE

#### 1. PUBLIC COMMENT — PRESIDENT LUEVANO

(pgs. 1-2)

- **STANDING ITEM:** Members of the Public may directly address the Board of Directors on items of interest to the Public provided no action will be taken on non-agenda items. The Board President may limit comments to three minutes per speaker (Board of Directors Operations – Elections, Officers and Terms SOG § 3.2.6.3.).

### ACTION AGENDA

#### CONSENT EVENTS:

*All items listed under the Consent Items are considered routine and will be enacted in one motion. There will be no separate discussion of these items prior to the Board action on the motion, unless members of the Board, Staff or public request specific items be removed from the Consent Agenda.*

#### 2. APPROVE REGULAR BOARD MEETING MINUTES — FEBRUARY 25, 2020

(pgs. 3-8)

- **STANDING EVENT:** Review and approve minutes from February meeting as presented.

#### 3. APPROVE EMERGENCY BOARD MEETING MINUTES — MARCH 15, 2020

(pgs. 9-10)

- **STANDING EVENT:** Review and approve minutes from Emergency meeting as presented.

#### 4. REVIEW AND ACCEPT FINANCIAL REPORT — FEBRUARY 2020

(pgs. 11-20)

- **STANDING EVENT:** Review and Accept Financial Report for February as presented.

#### 5. REVIEW AND ACCEPT POLICIES & PROCEDURES

(pgs. 21-26)

- **STANDING EVENT:** PENSION FUNDING POLICY: REVIEW AND APPROVE NEW POLICY REGARDING PENSION FUNDING.

**Note:** The Americans with Disabilities Act provides that no qualified individual with a disability shall be excluded from participation in, or denied the benefits of, District business. If you need assistance to participate in this meeting, please contact the District Office 72 hours prior to the meeting at (760) 723-2012.



## AGENDA FOR REGULAR BOARD MEETING

MARCH 24, 2020

PAGE 2 OF 3

### ACTION EVENTS:

*All items listed under the Action Items Agenda will be presented and discussed prior to the Board taking action on any matter. Members of the public may comment on items at the time they are presented. Time Certain Items will commence precisely at the time announced in the Agenda.*

6. **REVIEW AND APPROVE FINANCIAL AUDIT FOR FY 2018/2019 — CHIEF MAROVICH AND CHIEF ABBOTT** (pgs. 27-94)  
➤ **ANNUAL ITEM:** Review and Approve 2018/2109 audit.
7. **REVIEW AND APPROVE RESOLUTION 2020-04 OF THE BOARD OF DIRECTORS OF THE NORTH COUNTY FIRE PROTECTION DISTRICT MAKING ANNUAL REQUIRED FINDINGS OF THE SAN DIEGO COUNTY FIRE MITIGATION FEE PARTICIPATION ORDINANCE FY 2020/2021 – FM FIERI AND CHIEF ABBOTT** (pgs. 95-98)  
➤ **ANNUAL EVENT:** Review and approve adoption of Resolution for the Fire Mitigation Fee Program making required findings, with rate for construction currently at \$0.58 square foot.

### DISCUSSION AGENDA

*No action shall be undertaken on any Discussion item. The Board may: acknowledge receipt of the information or report and make comments; refer the matter to Staff for further study or report; or refer the matter to a future agenda.*

8. **There are no additional Discussion Agenda Items for the March 24, 2020, Board Meeting.** (pgs. 99-100)

### STANDING DISCUSSION EVENTS:

*All Events listed under the Standing Discussion Events are items presented every meeting.*

- **LEGAL COUNSEL REPORT:** (pgs. 101-2)  
“Election Void for Being Held on Improper Date, Court Holds.”
- **COMMENTS/QUESTIONS:** (pgs. 103-4)
- **STAFF:**
  - Chief Abbott
  - Other Staff
- **BOARD**
- **BARGAINING GROUPS**
- **PUBLIC COMMENT**

### CLOSED SESSION

*The Board will enter closed session to discuss Events as outlined herein. As provided in the Government Code, the public will not be present during these discussions. At the end of the Closed Session, the Board shall publicly report any action taken in Closed Session (and the vote or abstention on that action of every member present) in accordance with Government Code § 54950 ET. seq.*

- CS-1. **There are no Closed Session Items for the March 24, 2020 meeting.** (pgs. 105-6)



*AGENDA FOR REGULAR BOARD MEETING*

*MARCH 24, 2020*

*PAGE 3 OF 3*

**ADJOURNMENT**

**SCHEDULED MEETINGS**

The next Regular Board meeting is Tuesday, **April 28, 2020**, 4:00 p.m. at FPUD.

**CERTIFICATION OF AGENDA POSTING**

"I certify that this Agenda was posted in accordance with the provisions of the Government Code § 54950 et. seq. The posting locations were: [1] the entrance of North County Fire Protection District Administrative Offices, [2] Fallbrook Public Utility District Administrative Offices and [3] the Roy Noon Meeting Hall, [4] District's website at <http://www.ncfireprotectiondistrict.org>. The Agenda was also available for review at the Office of the Board Secretary, located at 330 S. Main Avenue, Fallbrook (760) 723-2012. Materials related to an item on this Agenda submitted to the District after distribution of the agenda packet, are available for public inspection in the Office of the Board Secretary, located at 330 S. Main Avenue, Fallbrook (760) 723-2012, during normal business hours or may be found on the District website at <http://www.ncfireprotectiondistrict.org>, subject to the Staff's ability to post the documents before the meeting. The date of posting was **March 20, 2020**."

Board Secretary Loren Stephen-Porter:

*Loren A. Stephen-Porter*

Date:

March 20, 2020



**NORTH COUNTY FIRE  
PROTECTION DISTRICT  
FIRE CHIEF/CEO**

**TO:** BOARD OF DIRECTORS  
**FROM:** STEPHEN ABBOTT, FIRE CHIEF/CEO  
**DATE:** MARCH 24, 2020  
**SUBJECT:** PUBLIC COMMENT

**PUBLIC COMMENT:**

1. *Members of the Public may directly address the Board of Directors on items of interest to the Public provided no action will be taken on non-agenda items. The Board President may limit comments to three minutes per speaker (Board of Directors Operations – Elections, Officers and Terms SOG § 3.2.6.3.).*

**PAGE INTENTIONALLY BLANK**

1 February 25, 2020

2 REGULAR MEETING OF THE BOARD OF DIRECTORS OF  
3 THE NORTH COUNTY FIRE PROTECTION DISTRICT

4 President Luevano called the meeting to order at 4:00 p.m.

5 THE INVOCATION GIVEN BY DFC MAROVICH.

6 ALL RECITED THE PLEDGE OF ALLEGIANCE.

7 ROLL CALL:

8  
9 **Present:** Directors Harris, Hoffman, Luevano, Munson and Van Doorn.

10 **Absent:** None.

11 **Staff Present:** Fire Chief/CEO Abbott, Attorney James and Board Secretary Stephen-  
12 Porter. In the audience were: DFC Marovich, D/Cs Mahr and McReynolds, B/C Macmillan,  
13 F/M Fieri and members of the public and Association.

14  
15 **PUBLIC ACTIVITIES AGENDA**

16 1. **PUBLIC COMMENT:** President Luevano addressed the audience and inquired whether  
17 there were any public comments regarding items not on the Agenda. There being no  
18 comments, the Public Comment Section was closed.

19 2. **FOURTH QUARTER 2019 – BOARD RECOGNITION PROGRAM – SELECTION OF INDIVIDUALS**  
20 **– CHIEF ABBOTT AND B/S STEPHEN-PORTER:** Chief Abbott presented the following individuals  
21 and crews to the Board for consideration: **November 12, 2019 Thank You Note:** B/C Mann,  
22 Captain Harrington, Engineer Harlin, FF/PM Anderson and FF/PM Rivera; **OCTOBER 29, 2019**  
23 **THANK YOU NOTE:** Captain Benoit, Engineer Helman, FF/PM De Brauwere, PM Adamson and  
24 EMT Pena; **OCTOBER 21, 2019 THANK YOU NOTE:** Captain Berry, Engineer Crilly, FF/PM  
25 Gonzalez, EMT Saldana and EMT Truman. On a motion by Director Harris, seconded by  
26 Director Munson, the motion to select the crew of the November 12th event passed  
27 unanimously. Members will be notified to attend a future meeting to be acknowledged.  
28  
29

## ACTION AGENDA

### CONSENT ITEMS:

3. REVIEW AND ACCEPT REGULAR BOARD MEETING MINUTES FOR JANUARY 2020
4. REVIEW AND ACCEPT FINANCIAL REPORT FOR JANUARY 2020
5. REVIEW AND ACCEPT POLICIES & PROCEDURES

President Luevano inquired whether there were any questions on Consent Items 3-5. There being no discussion, President Luevano asked for a motion to approve the Consent Agenda. On a motion by Director Harris, seconded by Vice President Van Doorn the motion to approve the Consent Agenda as presented passed unanimously.

### ACTION ITEMS:

6. REVIEW AND CONSIDER NOMINATIONS FOR CSDA BOARD OF DIRECTORS — CHIEF ABBOTT:

Chief Abbott presented the CSDA request for nominations to the Board of Directors noting the requirements to serve. The successful candidate will serve for three years, is expected to attend every meeting, participate on at least one committee, attend two annual events and complete all four modules of the Special District Leadership Academy. There are two open seats. There being no interest in nominations, no further action is required.

## DISCUSSION AGENDA

7. DISCUSSION ON CALPERS UNFUNDED ACCRUED LIABILITY (UAL) — DFC MAROVICH AND

CHIEF ABBOTT: Chief Abbott introduced the topic of revised funding for the current four contracts of defined benefits through CalPERS for the bargaining groups. He noted that each plan requires a normal employer cost and Unfunded Accrued Liability (UAL) to be paid each year. When CalPERS recognizes any shortages or gains to investments, or changes to actuarial due to variances in calculations, these changes are placed against the balance for the UAL.

Brandis Tallman offered to assist the District in securing a low interest bond which would stabilize the UAL funding. Mike Myers from NHA Advisors presented options for a Pension Obligation Bond (POB), including different approaches and relative savings. If the District



59 chooses to investigate this option, the next step would be to adopt certain bond policies for  
60 the District, which would be done at the March meeting. In depth discussion ensued  
61 regarding the options. Chief Abbott indicated that it would be a goal to have this completed  
62 as part of the Strategic Planning process. The estimated fixed costs are to secure the POB  
63 are \$170,000 and variable costs at \$136,800. Depending on the option, the potential District  
64 savings are in the range of \$1,131,006 to \$5,335,885. Based on Staff's recommendation, it  
65 was the consensus of the Board to continue to analyze minimizing the UAL interest rate to  
66 stabilize the liability as presented.

67 8. **DISCUSSION ON STRATEGIC DIRECTION — CHIEF ABBOTT:** Chief Abbott made a  
68 presentation to the Board regarding the progress of the Strategic Direction/Planning  
69 Committee, noting the work done at the first meeting, in particular the goals and objectives  
70 as well as the finding from the SWOT (Strengths, Weaknesses, Opportunities and Threats)  
71 analysis. The Committee will continue keep the Board apprised of progress by regular  
72 updates. It is anticipated the Committee would meet approximately one time per month,  
73 with March 24<sup>th</sup> being the next meeting.

74  
75 **STANDING DISCUSSION ITEMS:**

76 ● **LEGAL COUNSEL REPORT:** Counsel James presented his report "AB 1699 –  
77 *Telecommunications: Mobile Internet Service Providers: First Response Agencies:*  
78 *Emergencies.*" Brief discussion ensued regarding 2020 laws apply to first responder and  
79 fire agencies. This is informational only, no action required.

80 ● **WRITTEN COMMUNICATIONS:** Brief discussion ensued regarding the items,  
81 Informational only, no action required.

82 ● **BOARD RECOGNITION PROGRAM:** See Item 2.

83 ● **NEWS ARTICLES:** Brief discussion ensued regarding articles. This is informational  
84 only, no action required.

85 ● **COMMENTS:**

86 ● **STAFF REPORTS/UPDATES:**

87 ● **STEPHEN ABBOTT, FIRE CHIEF/CEO:** Chief Abbott suggested that Staff had been  
88 considering a different manner of acknowledging new and promoted employees that would  
89 include more involvement with family and the Board. A report will be made to the Board in  
90 the future. Staff will be setting up a meeting to conduct an after-action report on Prop A.  
91 Since there is a desire to have frank discussion, he requested the matter be handled as an  
92 Ad Hoc Committee and that the Board select two members to participate in the discussion;  
93 Director Munson and President Van Doorn were selected. Informational only, no further  
94 action required.

95 ● **CHIEF OFFICERS AND OTHER STAFF: CHIEF McREYNOLDS:** D/C McReynolds updated  
96 the Board on a recent Mass Causality/Active Shooter Drill at the High School. It was an  
97 interagency drill with the Sheriff and other local agencies participating. Next week will  
98 involve training with Camp Pendleton and Vista.

99 ● **BOARD:** Members discussed concerns of the road issues at Sandia Creek and  
100 ingress and egress during a disaster. Chief Abbott has been involved with the County and  
101 resident discussions. He noted the County will not take on the responsibility of upgrading  
102 the road due to the expense and residents want to gate the road to reduce the daily traffic  
103 avoiding the freeway back-up.

104 ● **BARGAINING GROUPS:** A/P Lewis stated that the Association agrees with the UAL  
105 Bond option in concept and the decision to further investigate options.

106 ● **PUBLIC COMMENT:** No comments.

## 108 **CLOSED SESSION**

109 ● **OPENING CLOSED SESSION:**  
110 At 6:17 p.m., President Luevano inquired whether there was a motion to adjourn to Closed  
111 Session. There being no objection, President Luevano read the items to be discussed in  
112 Closed Session and the Open Session was closed. A short break ensued after the reading  
113 of the Closed Session Items. At 6:25 p.m., and the Board entered Closed Session to hear:  
114 CS-1. **ANNOUNCEMENT — PRESIDENT LUEVANO:** An announcement regarding the items to be  
115 discussed in Closed Session will be made prior to the commencement of Closed Session.

116 CS-2. CONFERENCE WITH LABOR NEGOTIATOR – GOVERNMENT CODE § 54957.6 — MANAGEMENT

117 GROUP NEGOTIATIONS – CHIEF ABBOTT:

118 NCFPD MANAGEMENT GROUP

DISTRICT NEGOTIATORS:

119 CHIEF ABBOTT, DISTRICT COUNSEL JAMES

120 CS-3. CONFERENCE WITH LABOR NEGOTIATOR – GOVERNMENT CODE § 54957.6 — NON-SAFETY GROUP

121 NEGOTIATIONS – CHIEF ABBOTT:

122 FFA NON-SAFETY GROUP NEGOTIATORS

DISTRICT NEGOTIATORS:

123 CHIEF ABBOTT, DISTRICT COUNSEL JAMES

124 CS-4. CONFERENCE WITH LABOR NEGOTIATOR – GOVERNMENT CODE § 54957.6 — SAFETY GROUP

125 NEGOTIATIONS – CHIEF ABBOTT:

126 FFA SAFETY GROUP NEGOTIATORS

DISTRICT NEGOTIATORS:

127 CHIEF ABBOTT, DISTRICT COUNSEL JAMES

128 CS-5. CONFERENCE WITH LABOR NEGOTIATOR – GOVERNMENT CODE § 54957.6 — UNREPRESENTED

129 INDIVIDUALS — CHIEF ABBOTT:

130 EXECUTIVE ASSISTANT/BOARD SECRETARY

DISTRICT NEGOTIATORS:

131 CHIEF ABBOTT, DISTRICT COUNSEL JAMES

132 CS-6. CONFERENCE WITH REAL PROPERTY NEGOTIATOR — GOVERNMENT CODE § 54956.8 — DFC

133 MAROVICH AND CHIEF ABBOTT:

134 PROPERTY LOCATION: 4157 Olive Hill Road, Fallbrook, CA 92028;

135 PARTIES: North County Fire Protection District (Seller);

136 UNDER NEGOTIATION: Terms of Purchase;

137 DISTRICT NEGOTIATORS: Chief Abbott, District Counsel James

138 CS-7. REPORT FROM CLOSED SESSION — PRESIDENT LUEVANO

139

140 ● REOPENING OPEN SESSION:

141 On a motion by Director Van Doorn, which was seconded by Director Harris and which  
142 passed unanimously, the Board returned Open Session at 7:00 p.m., the following items  
143 were reported out to the public:

- 144 CS-2. CONFERENCE WITH LABOR NEGOTIATOR – GOVERNMENT CODE § 54957.6 — MANAGEMENT  
145 GROUP NEGOTIATIONS – CHIEF ABBOTT: No reportable action.
- 146 CS-3. CONFERENCE WITH LABOR NEGOTIATOR – GOVERNMENT CODE § 54957.6 — NON-SAFETY  
147 GROUP NEGOTIATIONS – CHIEF ABBOTT: No reportable action.
- 148 CS-4. CONFERENCE WITH LABOR NEGOTIATOR – GOVERNMENT CODE § 54957.6 — SAFETY GROUP  
149 NEGOTIATIONS – CHIEF ABBOTT: No reportable action.
- 150 CS-5. CONFERENCE WITH LABOR NEGOTIATOR – GOVERNMENT CODE § 54957.6 — UNREPRESENTED  
151 INDIVIDUALS — CHIEF ABBOTT: No reportable action.
- 152 CS-6. CONFERENCE WITH REAL PROPERTY NEGOTIATOR — GOVERNMENT CODE § 54956.8 — DFC  
153 MAROVICH AND CHIEF ABBOTT: No reportable action.

## ADJOURNMENT

156 A motion was made at 7:05 p.m. by Director Harris and seconded by Vice President Van  
157 Doorn to adjourn the meeting and reconvene on March 24, 2020, at 4:00 p.m. The motion  
158 carried unanimously.

159 Respectfully submitted,

160  
161 

162 Loren Stephen-Porter

163 Board Secretary

164  
165 Minutes approved at the Board of Director's Meeting on: March 24, 2020



1 **March 15, 2020**

2 **EMERGENCY MEETING OF THE BOARD OF DIRECTORS OF**  
3 **THE NORTH COUNTY FIRE PROTECTION DISTRICT**

4 President Luevano called the meeting to order at 20:00

5 **ROLL CALL:**

6 **Present:** Directors Harris, Luevano and Munson were present in person. Director  
7 Hoffman and Vice President Van Doorn were present by telephonic appearance.

8 **Absent:** None.

9 **Staff Present:** Fire Chief/CEO Abbott, D/C McReynolds and members of the public.

10 **ACTION AGENDA**

11 At 20:00 in the District Scout Hut, President Luevano convened an Emergency meeting of  
12 the Board of Directors, in order to approve a Declaration of a Local Emergency due to the  
13 COVID-19, which started District-wide when an employee tested positive for COVID-19. On  
14 March 4, 2020, Governor Gavin Newsom proclaimed a State of Emergency to exist in  
15 California as result of the threat of COVID-19, which despite sustained efforts, has continued  
16 to spread and is impacting nearly all sectors of California.

17 This Declaration/Proclamation was necessary due to the existence of conditions of disaster  
18 or of extreme peril to the safety of persons and resources within the territorial limits of a the  
19 District caused by COVID-19, which is and is likely to be beyond the control of the services,  
20 personnel, equipment, resources and facilities of North County Fire Protection District. The  
21 purpose of the Declaration is to: [1] Authorize the promulgation of orders and regulations  
22 necessary to protect life and property; [2] Support request for a Director's Concurrence,  
23 Governor's Proclamation of a State of Emergency, Executive Order, California Disaster  
24 Assistance Act (CDAA) funding, and/or a Presidential Declaration of an Emergency or Major  
25 Disaster.

26 A finding was made that a location emergency exists as stated herein. A motion by Vice  
27 President Van Doorn and seconded by Director Hoffman unanimously approved the finding  
28 by the following vote: **AYES:** Directors: Harris, Hoffman, Luevano, Munson and Van Doorn.

29 A motion to declare a Local Emergency was made by Director Harris and seconded by


30 Director Munson, and unanimously approved by the following vote - **AYES:** Directors:  
31 Harris, Hoffman, Luevano, Munson and Van Doorn.

32 In the audience was Patricia Martinez, Executive Director of a residential senior center. She  
33 expressed concerns regarding staff contact with residents and asked for explanation of the  
34 precautions to be taken before entering their facility and explained precautions they want to  
35 take. Chief Abbott explained the precautions being taken by the District with regards to  
36 changes in entry and personal protective equipment. Ms. Martinez stated they will be  
37 limiting entry into the facility to family and medical providers who stop at the front desk for a  
38 temperature check. She asked if that would be too burdensome. Chief Abbott indicated it  
39 would not be. Ms. Martinez inquired about the status of staff exposure and whether those  
40 exposed would be notified. Chief Abbott indicated that notification is already being done.  
41 Board members inquired whether there would be sufficient staff to provide services. Chief  
42 Abbott explained the drop boundary concept and the abilities of District cooperators. The  
43 District is working with Labor regarding the cancellation of leave. All non-essential activities  
44 are being cancelled. Board and other meetings are being moved to telephonic where  
45 possible. Screening methods were discussed and public service announcements are  
46 directing people to contact 911. Chief Abbott noted this is a fluid situation and he will keep  
47 the Board up to date as the situation evolves.

## 48 **ADJOURNMENT**

49 On a motion by Director Harris, seconded by Director Munson at 20:25, the Board agreed  
50 to adjourn the meeting and reconvene on March 24, 2020, at 16:00. The motion carried  
51 unanimously.

52 Respectfully submitted,

53   
54 Loren Stephen-Porter

55 Loren Stephen-Porter

56 Board Secretary

57  
58 Minutes approved at the Board of Director's Meeting on: March 24, 2020



**NORTH COUNTY FIRE  
PROTECTION DISTRICT  
ADMINISTRATION - BUDGET & FINANCE**

**TO:** BOARD OF DIRECTORS  
**FROM:** DFC CHIEF STEVEN MAROVICH, HR/FS CHERIE JUUL AND CHIEF ABBOTT  
**DATE:** MARCH 24<sup>TH</sup>, 2020  
**SUBJECT:** REVENUE & EXPENDITURES AS OF FEBRUARY 29<sup>TH</sup>, 2020 (67%)

Revenue Sources	Budgeted	Collected	Over/Under	% of Budget
Property Taxes - FBK	15,476,356.00	9,020,063.00	(6,456,293.00)	58%
Property Taxes - RNBW	285,000.00	174,918.00	(236,911.29)	61%
Ambulance and Collections	1,945,000.00	1,519,794.63	(425,205.37)	78%
GEMT-State Supplement	130,000.00	-	(130,000.00)	0%
Prevention Fees	200,000.00	121,443.11	(78,556.89)	61%
Tower Lease Agreements	103,000.00	53,946.96	(49,053.04)	52%
Other Revenue Sources	50,000.00	91,599.20	41,599.20	183%
Interest	70,000.00	59,515.24	(10,484.76)	85%
Cost Recovery	70,000.00	47,389.26	(22,610.74)	68%
Fallbrook Healthcare District	181,637.00	-	(181,637.00)	0%
Community Facilities District (CFD)	149,079.00	53,233.26	(95,845.74)	36%
Strike Team Reimbursements	89,000.00	76,162.64	(12,837.36)	-
Other Reimbursements	150,000.00	36,665.55	(113,334.45)	24%
Mitigation Fees & Interest - FBK	300,000.00	323,808.88	23,808.88	108%
Donations & Grants	288,215.00	156,719.50	(131,495.50)	54%
Annexation fees	-	-	-	-
Transfers & Loans	-	-	-	0%
<b>Total Revenue:</b>	<b>19,487,287.00</b>	<b>11,735,259.23</b>	<b>(7,752,027.77)</b>	<b>60%</b>
	<b>Budgeted</b>	<b>Spent</b>	<b>Over/Under</b>	<b>% of Budget</b>
<b>TTL Expenditures YTD thru 02-29-2020</b>	<b>18,541,468.00</b>	<b>13,960,884.78</b>	<b>(4,580,583.22)</b>	<b>75%</b>
<b>Revenue over Expenditures</b>		<b>(2,225,625.55)</b>		

North County Fire Protection District  
 For the Eighth Month Ending February 29, 2020  
**67% of Budget**

COLOR KEY	
Within/Below Budget	
Within 10% of Budget	
>10% of Budget (see notes)	

Description	February Actual	Running Total	Annual Budget	Amount Remaining	% Used	Notes
<b>TOTAL PERSONNEL</b>	<b>2,559,258.49</b>	<b>9,644,331.99</b>	<b>14,868,417.00</b>	<b>5,224,085.01</b>	<b>64.9%</b>	
101 Total Board Administration	11,311.22	368,759.42	468,900.00	100,140.58	78.6%	Payment for Revenue Measure
102 Total Administration	24,079.04	577,251.91	1,090,029.00	512,777.09	53.0%	
103 Total Fire Prevention	961.12	23,032.49	70,400.00	47,367.51	32.7%	
104 Total Emergency Services	8,030.58	311,491.18	353,396.00	41,904.82	88.1%	FY19-20 Facility/Vehicle insurance & Map Maintenance fees paid
105 Total Emergency Med Svcs	17,123.26	124,081.12	205,233.00	81,151.88	60.5%	
106 Total Reserves (note below)	66.00	5,965.33	62,995.00	57,029.67	9.5%	
107 Total Communications***	4,381.29	392,957.53	686,121.00	293,163.47	57.3%	FY19-20 Dispatch Q2 services paid
108 Total Shop/Maintenance	9,664.90	218,768.69	308,890.00	90,121.31	70.8%	
109 Total Training	6,648.90	49,237.16	75,000.00	25,762.84	65.6%	
120 Total General Fund Reserve	-	-	200,000.00	200,000.00	0.0%	
<b>GRAND TOTAL</b>	<b>2,641,524.80</b>	<b>11,715,876.82</b>	<b>18,389,381.00</b>	<b>6,673,504.18</b>	<b>63.7%</b>	
Note: SAFER grant will provide reimbursement						
<b>200 Total Capital Expenditures</b>	<b>52,807.30</b>	<b>2,245,007.96</b>	<b>2,671,751.00</b>	<b>432,743.04</b>	<b>83.3%</b>	



**NORTH COUNTY FIRE PROTECTION DISTRICT  
Tax Apportionments FY 19-20**

DATE	APP #	GROSS	REFUNDS & ADJUSTMENTS	FY 19/20 NET	FY 19/20 RUNNING	FY 18/19 NET	FY 18/19 RUNNING	
08 13 2019	1	231,494.20	2,075.77	229,418.43	229,418.43	211,088.06	211,088.06	
09 10 2019	2	80,372.61	892.49	79,480.12	308,898.55	62,146.73	273,234.79	
10 8 2019	3	178,919.83	24,333.34	154,586.49	463,485.04	175,730.27	448,965.06	
11 5 2019	4	554,398.75	19,982.36	534,416.39	997,901.43	603,342.32	1,052,307.38	
12 10 2019	5	5,143,751.86	9,856.48	5,133,895.38	6,131,796.81	4,702,859.90	5,755,167.28	
01 21 2019	6	2,461,682.55	10,271.56	2,451,410.99	8,583,207.80	2,475,082.73	8,230,250.01	
02 25 2019	7	369,443.49	10205.12	359,238.37	8,942,446.17	373,592.56	8,603,842.57	
03 1 2019				-	-	-	-	
04 7 2019	8			-	8,942,446.17	3,842,704.38	12,446,546.95	
04 28 2019	9			-	8,942,446.17	1,803,479.65	14,250,026.60	
05 26 2019	10			-	8,942,446.17	129,786.35	14,379,812.95	
06 23 2019	11			-	8,942,446.17	231,038.97	14,610,851.92	
07 21 2019	12			-	8,942,446.17	77,727.25	14,688,579.17	
TOTAL YTD		9,020,063.29	77,617.12	8,942,446.17	8,942,446.17	8,603,842.57	8,603,842.57	
							<b>Net Rev Increase</b>	
							<b>3.94%</b>	

**RAINBOW FIRE PROTECTION DISTRICT**  
**Tax Apportionments FY 19/20**

DATE	APP #	GROSS	REFUNDS & ADJUSTMENTS	FY 19/20 NET	FY 19/20 RUNNING	FY 18/19 NET	FY 18/19 RUNNING	
08 13 2019	1	4,233.48	37.97	4,195.51	4,195.51	3,880.98	3,880.98	
09 10 2019	2	1,469.81	16.34	1,453.47	5,648.98	1,142.66	5,023.64	
10 8 2019	3	3,272.00	445.03	2,826.97	8,475.95	3,230.89	8,254.53	
11 5 2019	4	10,138.58	378.41	9,760.17	18,236.12	11,081.56	19,336.09	
12 10 2019	5	94,589.96	180.33	94,409.63	112,645.75	86,192.15	105,528.24	
01 21 2020	6	54,054.58	187.85	53,866.73	166,512.48	46,559.31	152,087.55	
02 25 2020	7	7,159.52	207.57	6,951.95	173,464.43	6,832.96	158,920.51	
03 1 2020				-	173,464.43	-	158,920.51	
04 7 2020	8			-	173,464.43	70,775.54	229,696.05	
04 28 2020	9			-	173,464.43	33,900.26	263,596.31	
05 26 2020	10			-	173,464.43	2,421.64	266,017.95	
06 23 2020	11			-	173,464.43	4,226.68	270,244.63	
07 21 2020	12			-	173,464.43	1,423.06	271,667.69	
<b>TOTAL YTD</b>		<b>174,917.93</b>	<b>1,453.50</b>	<b>173,464.43</b>	<b>173,464.43</b>	<b>158,920.51</b>	<b>158,920.51</b>	
							<b>Net Rev Increase</b>	<b>9.15%</b>

**NORTH COUNTY FIRE PROTECTION DISTRICT  
AMBULANCE REVENUE FY 2019-2020**

<u>MONTH</u>	<u>CONTRACTUAL</u>		<u>TOTAL</u>		<u>WRITE-OFFS</u>	<u>REFUNDS</u>	<u>ADJAR</u>	<u>DEPOSITS</u>	<u>BILLING</u>	<u>NET REVENUE</u>	
	<u>WRITE DOWNS</u>	<u>AR</u>	<u>AR</u>	<u>AR</u>						<u>FY 19-20</u>	<u>FY 18-19</u>
07 31 2019	578,484.46	304,372.40	274,112.06	213,761.06	75,924.16	-	198,187.90	165,804.55	9,770.67	155,833.88	156,594.61
08 31 2019	497,985.65	282,032.34	215,953.31	196,525.85	21,969.39	-	193,963.92	192,621.04	11,364.05	181,256.99	127,795.75
09 30 2019	577,163.06	270,003.13	307,159.93	180,398.25	35,233.75	-	271,926.18	211,591.45	12,483.90	199,107.55	144,364.63
10 31 2019	540,627.08	291,737.01	248,890.07	177,845.02	21,409.31	16,805.26	210,675.50	217,089.84	11,816.20	205,273.64	173,574.04
11 30 2019	571,553.85	342,550.36	229,003.49	232,615.61	66,523.10	-	160,480.39	208,847.32	12,321.99	196,525.33	158,597.14
12 31 2019	612,471.73	280,653.83	331,817.90	227,844.63	37,854.02	-	293,963.88	191,106.86	11,164.54	179,942.32	136,934.48
01 31 2020	579,285.71	378,115.42	201,170.28	265,799.30	35,161.43	5,090.95	160,917.91	225,812.35	12,845.35	212,967.00	146,990.66
02 28 2020	546,733.71	306,545.56	240,188.15	217,930.29	40,369.48	-	199,818.67	200,731.05	11,843.13	188,887.92	155,082.20
03 31 2020				217,351.75							150,448.07
04 30 2020				212,122.36							176,106.75
05 31 2020				191,346.91							199,897.17
06 30 2020				208,945.78							139,056.24
<b>TOTAL:</b>	<b>4,504,305.25</b>	<b>2,456,010.05</b>	<b>2,048,295.20</b>	<b>1,712,720.01</b>	<b>336,444.64</b>	<b>21,896.21</b>	<b>1,689,954.35</b>	<b>1,613,404.46</b>	<b>93,609.83</b>	<b>1,519,794.63</b>	<b>1,199,933.51</b>
				<b>Net A/R Change</b>			<b>19.59%</b>			<b>New Revenue Change</b>	<b>26.66%</b>

**NORTH COUNTY FIRE PROTECTION DISTRICT  
MONTHLY INVESTMENT REPORT**

**February 29, 2020**

<b>FALLBROOK</b>	<b>BALANCE</b>	<b>INTEREST</b>	
		<b>RATE</b>	
County of San Diego/General Fund - FBK	451,601.44	0.01%	Operating
County of San Diego/General Fund - RNBW	1,030,676.16	0.01%	Operating
County of San Diego/Capital Reserve	394,915.31	0.01%	Capital Reserves
County of San Diego/Fire Mitigation Fund - FBK	519,515.61	0.01%	Mitigation Fees
County of San Diego/Fire Mitigation Fund - RNBW	4,000.77	0.01%	Mitigation Fees
Local Agency Investment Fund	2,126,425.97	1.967%	LAIF
Workers' Comp JPA	476,263.62	0.26%	PASIS Funds
Bank of America/PASIS	7,403.67	0.01%	
First National/Benefit Fund	155,642.76	0.70%	
First National/Payroll	374,311.59	0.70%	
First National/Accounts Payable	71,161.74	0.97%	
First National/Accounts Receivable	174,882.04	0.67%	
Pacific Western Bank/Accounts Receivable	947,635.66	0.00%	
<b>TOTAL</b>	<b>6,734,436.34</b>		

**NORTH COUNTY FIRE PROTECTION DISTRICT  
COST RECOVERY FY 2019/2020**

<u>Month</u>	<u>Billed</u>	<u>Collected</u>	<u>YTD % Collected</u>	<u>Billing Fees</u>	<u>Net Revenue 19/20</u>	<u>FY 18/19 Net Revenue</u>
7 31 2019	9,600.00	3,489.33	36.35%	697.87	2,791.46	9,132.00
8 30 2019	13,459.00	12,681.00	94.22%	2,536.20	10,144.80	5,129.88
9 30 2019	5,013.00	4,776.00	95.27%	955.20	3,820.80	6,630.40
10 31 2019	10,803.00	8,918.00	82.55%	1,783.60	7,134.40	6,263.39
11 30 2019	7,034.25	5,879.87	83.59%	1,175.97	4,703.90	6,981.22
12 31 2019	7,247.25	6,718.34	92.70%	1,343.67	5,374.67	4,120.80
1 31 2020	9,878.50	9,306.03	94.20%	1,861.21	7,444.82	3,653.60
2 28 2020	7,468.00	7,468.00	100.00%	1,493.60	5,974.40	6,160.00
3 30 2020			#DIV/0!	-	-	2,764.80
4 30 2020			#DIV/0!	-	-	2,646.80
5 31 2020			#DIV/0!	-	-	5,687.20
6 30 2020			#DIV/0!	-	-	5,743.37
<b>TOTAL:</b>	<b>70,503.00</b>	<b>59,236.57</b>	<b>84.02%</b>	<b>11,847.31</b>	<b>47,389.26</b>	<b>48,071.29</b>
					<b>Net Rev Increase</b>	<b>-1.42%</b>

therecoveryhub.com  
Ncfdp1108 Explorer

Document Date	Document Number	Vendor Name	Transaction Description	Document Amount
02 1 2020	STMT 02/2020	Employee Benefit Specialists, Inc.	Dental/Vision/Life 02/2020	8,698.98
02 1 2020	STMT 02/2020	Harry J. Wilson Insurance Center	LTD 02/2020	1,077.00
02 1 2020	LTD 02/2020	THE STANDARD	LTD 02/2020	550.00
02 1 2020	9847382459	VERIZON WIRELESS	01/02/20-02/01/20	77.26
02 1 2020	099417028	XEROX - PASADENA	12/21/19-01/21/20	157.62
02 1 2020	099417029	XEROX - PASADENA	12/21/19-01/21/20	271.71
02 1 2020	INS. REFUND	CHRIS DESTEFANO	Ins. refund	486.00
02 1 2020	01022020	GROSSMAN PSYCHOLOGICAL ASSOC., INC.	Swan/Kuntz - psych	975.00
02 1 2020	TYL-1532	Hy-Viz Incorporated	200 Blue RPMs FY16/17	695.65
02 1 2020	200219	OSTARI	IT Services 02/2020	1,850.00
02 2 2020	0381472020220	TIME WARNER CABLE	02/02/20-03/01/20	1,142.93
02 2 2020	0381456020220	TIME WARNER CABLE	02/02/20-03/01/20	342.93
02 3 2020	01/08/20-02/03/20-03	FALLBROOK PUBLIC UTILITY DISTR	01/08/20-02/03/20	250.77
02 3 2020	01/08/20-02/03/20-02	FALLBROOK PUBLIC UTILITY DISTR	01/08/20-02/03/20	274.88
02 3 2020	1999792	WITMER PUBLIC SAFETY GROUP, INC.	Helmet shield	42.99
02 4 2020	FSC4753	Sam Russell	FSC4753	810.00
02 4 2020	114738558	TOYOTA LIFT, INC	Lift repair	180.58
02 4 2020	12021	FALLBROOK MUFFLER	4" adapter	59.26
02 5 2020	INV04044	Across the Street Productions	Blue Card renewal FY19/20	3,095.60
02 5 2020	555558	ARMANINO LLP	GP Mgmt reporter assistance	370.13
02 5 2020	18901	Advanced Communication Systems, Inc.	Radio repair	784.88
02 5 2020	I055372	NATIONWIDE MEDICAL/SURGICAL	Fentanyl	51.85
02 5 2020	98901	UNIFORM SPECIALIST/ACE UNIFORMS	Murphy/Juul/Goss embroidery	32.48
02 7 2020	INV15332	BODY ARMOR OUTLET, LLC	Body Armor - SHSGP	7,289.00
02 9 2020	2920203	John Corral, J	Sta. 4 water damage repair	400.00
02 9 2020	SERVICE 02/09/2020	John Corral, J	Sta 1 water damage repair	865.00
02 10 2020	0080036333755	READY FRESH	01/11/20-02/10/20	203.92
02 10 2020	01/11/20-02/10/20-00	RAINBOW MUNICIPAL WATER DIST	01/11/20-02/10/20	139.38
02 10 2020	01/11/20-02/10/20-02	RAINBOW MUNICIPAL WATER DIST	01/11/20-02/10/20	214.57
02 10 2020	01/11/0-02/10/20-274	RAINBOW MUNICIPAL WATER DIST	01/11/20-02/10/20	14.81
02 11 2020	0417565021120	TIME WARNER CABLE	02/11/20-03/10/20	96.98
02 13 2020	01/14/20-02/13/20	AT&T	01/14/20-02/13/20	1,914.94
02 13 2020	18317	FALLBROOK MUFFLER	(2) clamps	30.00
02 14 2020	PR AP 02/14/2020	LINCOLN NATIONAL	LINCOLN NAT'L PMT 02/14/20	2,423.51
02 14 2020	PR AP 02/14/2020	FALLBROOK FIREFIGHTERS' ASSN	FFA DUES PR 02/14/20	2,393.60
02 14 2020	PR AP 02/14/20	FALLBROOK FIREFIGHTERS' ASSN	FFA SR DUES 02/14/2020	28.08
02 14 2020	PR AP 02/14/2020	FIREFIGHTERS LEG. ACTION GRP	FLAG PMT 02/14/2020	84.00

Document Date	Document Number	Vendor Name	Transaction Description	Document Amount
02 14 2020	LED FLAG POLE	BRENDAN MCREYNOLDS	LED Flag pole	82.27
02 14 2020	1402	World Advancement of Technology	EMS support 3/1/20-02/28/21	6,765.00
02 15 2020	STMT 02/2020	LEGAL SHIELD	ID protection 02/15/20	612.10
02 15 2020	MILEAGE 02/2020	AARON MURG	Mileage RSF class	75.76
02 18 2020	1030	CABO CEILINGS	Sta. 1 remodel	975.00
02 18 2020	219/218	RIDEOUT ELECTRIC	Sta. 1 and Old shop electrical	2,786.65
02 19 2020	S-290	John Choi	S-290	195.00
02 20 2020	ALCS/BLS RENEWAL	CHRIS DESTEFANO	ALCS/BLS renewal	195.00
02 20 2020	01/24/20-02/20/20-00	FALLBROOK PUBLIC UTILITY DISTR	01/24/20-02/20/20	58.42
02 20 2020	01/24/20-02/20/20-01	FALLBROOK PUBLIC UTILITY DISTR	01/24/20-02/20/20	551.28
02 20 2020	0000240022020	TIME WARNER CABLE	02/20/20-03/19/20	149.95
02 21 2020	37138704439	DIRECTV	02/01/20-02/29/20	152.99
02 21 2020	ORG6700	ED JONES	ORG6700	1,012.50
02 25 2020	2430981	Santander Leasing, LLC	Pynt 4 of 5	45,661.41
02 26 2020	00012840	BRINDLEE MOUNTAIN, LLC	Sale of 2002 Pierce	2,550.00
02 26 2020	REL4035	BRIAN MACMILLAN	REL4035	810.00
02 28 2020	01770-1976-RI-2019	CO OF SD -AIR POLLUTION CONTROL	Air pollution Fees 02/28/20	800.00
02 28 2020	PR AP 02/28/20	LINCOLN NATIONAL	LINCOLN NAT'L PAYMENT 02/28	2,423.51
02 28 2020	PR AP 02/28/20	FALLBROOK FIREFIGHTERS' ASSN	FFA DUES PR 02/28/20	2,393.60
02 28 2020	PR AP 2/28/2020	FALLBROOK FIREFIGHTERS' ASSN	FFA SR DUES PR 02/28/20	24.57
02 28 2020	PR AP 02/28/20	FIREFIGHTERS LEG. ACTION GRP	FLAG PMT 02/28/20	84.00
02 29 2020	2/29/-2/28/21-STA 2	County of San Diego DEH	Facility Permit 2/29/20-2/28/2	565.00
02 29 2020	02/20-02/21 STA 4	County of San Diego DEH	Facility permit 02/20-02/21 St	484.00
02 29 2020	02/20-02/21 STA 3	County of San Diego DEH	Facility Permit St 4	565.00

**PAGE INTENTIONALLY BLANK**





**NORTH COUNTY FIRE  
PROTECTION DISTRICT  
FINANCE DIVISION**

**TO:** BOARD OF DIRECTORS  
**FROM:** CHIEF MAROVICH AND CHIEF ABBOTT  
**DATE:** MARCH 24, 2020  
**SUBJECT:** PENSION FUNDING POLICY

**CONSENT AGENDA**

**BACKGROUND:**

During the February 2020 Board meeting, the District received a presentation by NHA Advisors on the concept of pursuing a Pension Obligation Bond (POB) in order to refinance the District's CalPERS Unaccrued Actuarial Liability (UAL). Different payment restructuring options were presented, offering varying short and long-term benefits. Collectively all parties present at this discussion expressed an interest in exploring a POB in greater detail.

**DISCUSSION:**

In order to have a POB in place there are several procedural steps that must occur beforehand, including selection of a specific payment restructuring plan, as well as adoption of various policies. The first policy that the District needs to adopt is a Pension Funding policy. NHA advisors will be available to answer any questions relative to this policy, as well as any questions that may have arisen regarding POBs since the February board meeting. Briefly, this policy covers the different mechanisms by which the District must fund its pension obligations (payment of Actuarially Determined Contribution or ADC), as well as means by which it should (Additional Discretionary Payments or ADPs and Pension Obligation Bonds or POBs). The policy defines current and future practices to ensure the District continues to have in place accountability and transparency for its Cal PERS obligations. As such, it will help to ensure the District incorporates strong funding discipline and intergenerational equity, making future payments more stable and predictable. The District is obligated to make annual ADC payments and has, for the last several years, made ADPs as well, in the form of the annual prepayment option.

**FISCAL IMPACT:**

The fiscal impact will depend upon the option chosen, with more aggressive options yielding greater long-term savings but more costs up front, and less aggressive options offering the inverse.

**SUMMARY:**

**PENSION FUNDING POLICY**

**MARCH 24, 2020**

**PAGE 2 OF 2**

The CalPERS UAL is the largest liability of the District and restructuring this debt at a significantly lower interest rate will help to stabilize future pension payments, as well as potentially create significant long-term savings for the District.



# NORTH COUNTY FIRE PROTECTION DISTRICT

## POLICY AND PROCEDURE MANUAL

ADMINISTRATION  
BUSINESS MANAGEMENT  
BUDGET & FUND MANAGEMENT

SECTION 221.10  
March 24, 2020  
Page 1 of 4

### PENSION FUNDING POLICY

#### 1.0. **PURPOSE:**

- 1.1. The District's Pension Funding Policy documents the method the District will use to determine its actuarially determined contributions to fund the long-term cost of benefits to the Plan participants and annuitants. The Policy also:
  - 1.1.1. Provides guidance in making annual budget decisions;
  - 1.1.2. Demonstrates prudent financial management practices;
  - 1.1.3. Create sustainable and affordable budgets for pensions;
  - 1.1.4. Reassures bond rating agencies; and
  - 1.1.5. Shows employees and the public how pensions will be funded.

#### 2.0. **BACKGROUND:**

- 2.1. The District provides defined benefit retirement benefits through the California Public Employees' Retirement System (CalPERS). CalPERS is a multiple-employer public employee defined benefit pension plan.
- 2.2. All full-time and certain part-time District employees are eligible to participate in CalPERS. CalPERS provides retirement and disability benefits, annual cost of living adjustments and death benefits to plan members and their beneficiaries. CalPERS acts as a common investment and administrative agent for participating public entities within the State of California. Benefit provisions and all other requirements are established by state statute.
- 2.3. The financial objective of a defined benefit pension plan is to fund the long-term cost of benefits provided to the plan participants. In order to assure that the plan is financially sustainable, the plan should accumulate adequate resources in a systematic and disciplined manner over the active service life of benefitting employees. This funding policy outlines the method the District will utilize to determine its actuarially determined contributions to fund the long-term cost of benefits to the plan participants and annuitants.
- 2.4. *Pension Funding: A Guide for Elected Officials*, issued by eleven national groups including the U.S. Conference of Mayors, the International



# NORTH COUNTY FIRE PROTECTION DISTRICT

## POLICY AND PROCEDURE MANUAL

ADMINISTRATION  
BUSINESS MANAGEMENT  
BUDGET & FUND MANAGEMENT

SECTION 221.10  
March 24, 2020  
Page 2 of 4

### PENSION FUNDING POLICY

District/County Management Association, and the Government Finance Officers Association, established the following five general policy objectives for a pension funding policy:

- 2.4.1. **ACTUARIALLY DETERMINED CONTRIBUTIONS.** A pension funding plan should be based upon an actuarially determined contribution (ADC) that incorporates both the cost of benefits in the current year and the amortization of the plan's unfunded actuarial accrued liability.
  - 2.4.2. **FUNDING DISCIPLINE.** A commitment to make timely, actuarially determined contributions to the retirement system is needed to ensure that sufficient assets are available for all current and future retirees.
  - 2.4.3. **INTERGENERATIONAL EQUITY.** Annual contributions should be reasonably related to the expected and actual cost of each year of service so that the cost of employee benefits is paid by the generation of taxpayers who receives services from those employees.
  - 2.4.4. **CONTRIBUTIONS AS A STABLE PERCENTAGE OF PAYROLL.** Contributions should be managed so that employer costs remain consistent as a percentage of payroll over time.
  - 2.4.5. **ACCOUNTABILITY AND TRANSPARENCY.** Clear reporting of pension funding should include an assessment of whether, how, and when the plan sponsor will ensure sufficient assets are available for all current and future retirees.
- 3.0. **POLICY:**
- 3.1. **ACTUARIALLY DETERMINED CONTRIBUTION (ADC):**
    - 3.1.1. CalPERS actuaries will determine the District's ADC to CalPERS based on annual actuarial valuations. The ADC will include the normal cost for current service and amortization of any under-funded amount. The normal cost will be calculated using the entry age normal cost method using economic and non-economic assumptions approved by the CalPERS Board of Administration.



# NORTH COUNTY FIRE PROTECTION DISTRICT

## POLICY AND PROCEDURE MANUAL

ADMINISTRATION  
BUSINESS MANAGEMENT  
BUDGET & FUND MANAGEMENT

SECTION 221.10  
March 24, 2020  
Page 3 of 4

### PENSION FUNDING POLICY

3.1.2. The District will review the CalPERS annual actuarial valuations to validate the completeness and accuracy of the member census data and the reasonableness of the actuarial assumptions.

#### 3.2. ADDITIONAL DISCRETIONARY PAYMENT (ADP) CONTRIBUTION:

3.2.1. The District will consider making ADP contributions with one-time General Fund resources, with the objectives of increasing the Plan's funded status, by reducing the unfunded actuarially accrued liability and reducing ongoing pension costs.

#### 3.3. PENSION OBLIGATIONS BONDS:

3.3.1. The District will consider Pension Obligation Bonds if:

- 3.3.1.1. Such bonds have expected savings using borrowing costs and CalPERS' discount rate;
- 3.3.1.2. At the time of issuance, Pension Obligation Bond proceeds plus existing assets at CalPERS and in the District's Pension Stabilization Trust cannot exceed pension liabilities;
- 3.3.1.3. The District and its advisors will discuss and consider the risks of any potential Pension Obligation Bonds; and
- 3.3.1.4. Any Pension Obligation Bonds, or re-fundings of Pension Obligation Bonds, must be approved by District Board vote.

#### 3.4. CONTRIBUTIONS AS A MANAGEABLE BUDGET EXPENSE:

3.4.1. The District will always make its required annual contributions to CalPERS. Contributions should be stable and a manageable portion of revenue. The District may:

- 3.4.1.1. Make additional discretionary contributions directly to CalPERS;
- 3.4.1.2. Make discretionary contributions to a Pension Stabilization Trust;
- 3.4.1.3. Make discretionary withdrawals from a Pension Stabilization Trust to make payments to CalPERS; and
- 3.4.1.4. Issue, call or refund Pension Obligation Bonds.



# NORTH COUNTY FIRE PROTECTION DISTRICT

## POLICY AND PROCEDURE MANUAL

ADMINISTRATION  
BUSINESS MANAGEMENT  
BUDGET & FUND MANAGEMENT

SECTION 221.10  
March 24, 2020  
Page 4 of 4

### PENSION FUNDING POLICY

#### 3.5. TRANSPARENCY AND REPORTING:

3.5.1. Funding of the District's pension plans should be transparent to vested parties, including plan participants, annuitants, the District Board and residents. In order to achieve this transparency, the following information shall be available:

- 3.5.1.1. Copies of the annual actuarial valuations for the District's CalPERS plans shall be made available to the District Board.
- 3.5.1.2. The District's financial audit shall be published on its website. This report includes information on the District's annual contributions to the pension systems and their funded status.
- 3.5.1.3. The District's annual operating budget shall include the District's contributions to CalPERS.

#### 3.6. REVIEW OF FUNDING POLICY:

3.6.1. Funding a defined benefit pension plan requires a long-term horizon. As such, the District will review this Policy at least every two years to determine if changes to this Policy are needed to ensure adequate resources are being accumulated.



**NORTH COUNTY FIRE  
PROTECTION DISTRICT**  
ADMINISTRATIVE SERVICES

**TO:** BOARD OF DIRECTORS  
**FROM:** DEPUTY CHIEF MAROVICH & CHIEF ABBOTT  
**DATE:** MARCH 24<sup>TH</sup>, 2020  
**SUBJECT:** FY 2018-19 FINANCIAL AUDIT

**ACTION AGENDA**

**RECOMMENDATION:**

To review and accept the annual audit for fiscal year ending June 30, 2019 as presented.

**BACKGROUND:**

The District retains an independent firm to perform an audit of its financial records. Pursuant to Government code Section 26909, the audit will be filed with the County of San Diego Auditor & Controller, County of San Diego Office of Audits & Advisory Services, County of San Diego Property Tax Services Division and the California State Controller's Office.

**DISCUSSION:**

Nigro & Nigro, a professional accountancy corporation, conducted the annual audit for the District for fiscal year ending June 30, 2019.

**FISCAL ANALYSIS:**

The annual audit cost was \$13,000.

**SUMMARY:**

A member of Nigro & Nigro will give an overview of the audit and will be prepared to answer questions.

**NORTH COUNTY FIRE PROTECTION DISTRICT**  
**AUDIT REPORT**  
**For the Fiscal Year Ended**  
**June 30, 2019**





**NORTH COUNTY FIRE PROTECTION DISTRICT**  
*For the Fiscal Year Ended June 30, 2019*  
**Table of Contents**

---

**FINANCIAL SECTION**

	<b>Page</b>
Independent Auditors' Report .....	1
Management's Discussion and Analysis.....	3
Basic Financial Statements:	
Government-wide Financial Statements:	
Statement of Net Position.....	10
Statement of Activities.....	11
Governmental Funds Financial Statements:	
Governmental Funds Balance Sheet.....	12
Reconciliation of the Governmental Funds Balance Sheet to Statement of Net Position .....	13
Statement of Governmental Fund Revenues, Expenditures, and Changes in Fund Balances .....	14
Reconciliation of the Statement of Governmental Fund Revenues, Expenditures, and Changes in Fund Balances to the Statement of Activities.....	15
Notes to Financial Statements .....	16

**REQUIRED SUPPLEMENTARY INFORMATION**

Budgetary Comparison Schedule – General Fund .....	52
Budgetary Comparison Schedule – Fire Mitigation Fund .....	53
Schedule of Proportionate Share of the Net Pension Liability .....	54
Schedule of Pension Contributions .....	55
Schedule of Changes in the District's Total OPEB Liability and Related Ratios .....	56

**SUPPLEMENTARY INFORMATION**

Balance Sheets – Other Governmental Funds.....	57
Schedule of Revenues, Expenditures, and Changes in Fund Balance – Other Governmental Funds .....	58

**OTHER INDEPENDENT AUDITORS' REPORTS**

Independent Auditors' Report on Internal Control over Financial Reporting and on Compliance and Other Matters Based on an Audit of Financial Statements Performed in Accordance with <i>Government Auditing Standards</i> .....	59
---	----

---

---

***Financial Section***

---

---



## INDEPENDENT AUDITORS' REPORT

Board of Directors  
North County Fire Protection District  
Fallbrook, California

### Report on the Financial Statements

We have audited the accompanying financial statements of the governmental activities, each major fund, and the aggregate remaining fund information of North County Fire Protection District as of and for the fiscal year ended June 30, 2019, and the related notes to the financial statements, which collectively comprise the District's basic financial statements as listed in the table of contents.

### Management's Responsibility for the Financial Statements

Management is responsible for the preparation and fair presentation of these financial statements in accordance with accounting principles generally accepted in the United States of America; this includes the design, implementation, and maintenance of internal control relevant to the preparation and fair presentation of financial statements that are free from material misstatement, whether due to fraud or error.

### Auditors' Responsibility

Our responsibility is to express opinions on these financial statements based on our audit. We conducted our audit in accordance with auditing standards generally accepted in the United States of America and the standards applicable to financial audits contained in *Government Auditing Standards*, issued by the Comptroller General of the United States. Those standards require that we plan and perform the audit to obtain reasonable assurance about whether the financial statements are free from material misstatement.

An audit involves performing procedures to obtain audit evidence about the amounts and disclosures in the financial statements. The procedures selected depend on the auditor's judgment, including the assessment of the risks of material misstatement of the financial statements, whether due to fraud or error. In making those risk assessments, the auditor considers internal control relevant to the entity's preparation and fair presentation of the financial statements in order to design audit procedures that are appropriate in the circumstances, but not for the purpose of expressing an opinion on the effectiveness of the entity's internal control. Accordingly, we express no such opinion. An audit also includes evaluating the appropriateness of accounting policies used and the reasonableness of significant accounting estimates made by management, as well as evaluating the overall presentation of the financial statements.

We believe that the audit evidence we have obtained is sufficient and appropriate to provide a basis for our audit opinions.

### Opinion

In our opinion, the financial statements referred to above present fairly, in all material respects, the respective financial position of the governmental activities, each major fund, and the aggregate remaining fund information of North County Fire Protection District, as of June 30, 2019, and the respective changes in financial position for the fiscal year then ended in accordance with accounting principles generally accepted in the United States of America.

1

Jeff Nigro, CPA, CFE | Elizabeth Nigro, CPA

Shannon Bishop, CPA | Leslie A. Doherty, CPA | Peter Glenn, CPA | Paul J. Kaymark, CPA | Michael Klein, CPA, CMA

MURRIETA OFFICE 25220 Hancock Avenue, Suite 400, Murrieta, CA 92562 • P: (951) 698-8783 • F: (951) 609-1063  
WALNUT CREEK OFFICE 2121 N. California Blvd #290, Walnut Creek, CA 94596 • P: (911) 557-3111 • F: (911) 557-3111

www.nncpas.com • Licensed by the California Board of Accountancy

**Other Matters*****Required Supplementary Information***

Accounting principles generally accepted in the United States of America require that the management's discussion and analysis information on pages 3 through 9, budgetary comparison information on pages 52 and 53, schedule of proportionate share of the net pension liability on page 54, schedule of pension contributions on page 55, and schedule of changes in the District's total OPEB liability and related ratios on page 56 be presented to supplement the basic financial statements. Such information, although not a part of the basic financial statements, is required by the Governmental Accounting Standards Board, who considers it to be an essential part of financial reporting for placing the basic financial statements in an appropriate operational, economic, or historical context. We have applied certain limited procedures to the required supplementary information in accordance with auditing standards generally accepted in the United States of America, which consisted of inquiries of management about the methods of preparing the information and comparing the information for consistency with management's responses to our inquiries, the basic financial statements, and other knowledge we obtained during our audit of the basic financial statements. We do not express an opinion or provide any assurance on the information because the limited procedures do not provide us with sufficient evidence to express an opinion or provide any assurance.

***Other Information***

Our audit was conducted for the purpose of forming opinions on the financial statements that collectively comprise the District's basic financial statements. The combining and individual non-major fund financial statements on pages 57 and 58 are presented for purposes of additional analysis and are not a required part of the basic financial statements. The supplementary information is the responsibility of management and was derived from and relate directly to the underlying accounting and other records used to prepare the basic financial statements. Such information has been subjected to the auditing procedures applied in the audit of the basic financial statements and certain additional procedures, including comparing and reconciling such information directly to the underlying accounting and other records used to prepare the basic financial statements or to the basic financial statements themselves, and other additional procedures in accordance with auditing standards generally accepted in the United States of America. In our opinion, the information is fairly stated in all material respects in relation to the basic financial statements as a whole.

***Other Reporting Required by Government Auditing Standards***

In accordance with *Government Auditing Standards*, we have also issued a separate report dated March 11, 2020, on our consideration of the District's internal control over financial reporting and on our tests of its compliance with certain provisions of laws, regulations, contracts, and grant agreements and other matters. The purpose of that report is to describe the scope of our testing of internal control over financial reporting and compliance and the results of that testing, and not to provide an opinion on internal control over financial reporting or on compliance. That report is an integral part of an audit performed in accordance with *Government Auditing Standards* in considering the District's internal control over financial reporting and compliance.



Murrieta, California  
March 11, 2020

**NORTH COUNTY FIRE PROTECTION DISTRICT**  
*Management's Discussion and Analysis (Unaudited)*  
*For the Fiscal Year Ended June 30, 2019*

---

Management's Discussion and Analysis (MD&A) offers readers of North County Fire Protection District's financial statements a narrative overview of the District's financial activities for the fiscal year ended June 30, 2019. This MD&A presents financial highlights, an overview of the accompanying financial statements, an analysis of net position and results of operations, a current-to prior year analysis, a discussion on restrictions, commitments and limitations, and a discussion of significant activity involving capital assets and long-term debt. Please read in conjunction with the financial statements, which follow this section.

**FINANCIAL HIGHLIGHTS**

- The District's net position decreased \$1.34 million as a result of this year's operations.
- Total revenues from all sources increased by 1.0%, or \$196,760 from \$19,898,976 to \$20,095,736, from the prior year, primarily due to increases in property taxes of \$805,610.
- Total expenses for the District's operations increased by 21.8% or \$3.84 million from \$17.6 million to \$21.4 million, from the prior year, primarily due to increases in operations, mainly increases in materials and services.
- The District purchased new capital assets during the year in the amount of \$2.44 million. Depreciation expense was \$935,483.

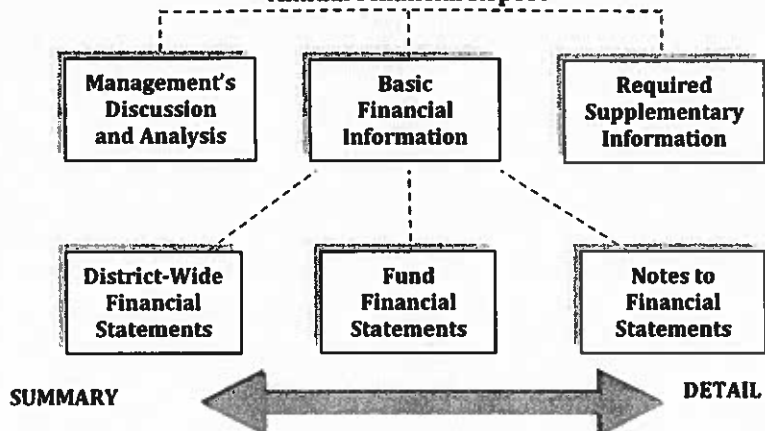
**OVERVIEW OF THE FINANCIAL STATEMENTS**

This annual report consists of three parts – management discussion and analysis (this section), the basic financial statements, and required supplementary information. The basic financial statements include two kinds of statements that present different views of the District:

- *District-wide financial statements* provide both short-term and long-term information about the District's overall financial status.
- *Fund financial statements* focus on individual parts of the District, reporting the District's operations in more detail than the district-wide statements.
  - The *governmental funds* statements tell how basic services were financed in the short term as well as what remains for future spending.

The financial statements also include *notes* that explain some of the information in the statements and provide more detailed data. Figure A-1 shows how the various parts of this annual report are arranged and related to one another.

**Figure A-1. Organization of North County Fire Protection District's Annual Financial Report**



**NORTH COUNTY FIRE PROTECTION DISTRICT**  
*Management's Discussion and Analysis (Unaudited)*  
*For the Fiscal Year Ended June 30, 2019*

---

**OVERVIEW OF THE FINANCIAL STATEMENTS (continued)**

Figure A-2 summarizes the major features of the District's financial statements, including the portion of the District's activities they cover and the types of information they contain.

**Figure A-2. Major Features of the District-Wide and Fund Financial Statements**

<b>Type of Statements</b>	<b>District-Wide</b>	<b>Governmental Funds</b>
<i>Scope</i>	Entire District	The activities of the District that are not proprietary or fiduciary, such as fire and ambulance services
<i>Required financial statements</i>	<ul style="list-style-type: none"> <li>• Statement of Net Position</li> <li>• Statement of Activities</li> </ul>	<ul style="list-style-type: none"> <li>• Balance Sheet</li> <li>• Statement of Revenues, Expenditures &amp; Changes in Fund Balances</li> </ul>
<i>Accounting basis and measurement focus</i>	Accrual accounting and economic resources focus	Modified accrual accounting and current financial resources focus
<i>Type of asset/liability information</i>	All assets and liabilities, both financial and capital, short-term and long-term	Only assets expected to be used up and liabilities that come due during the year or soon thereafter; no capital assets included
<i>Type of inflow/outflow information</i>	All revenues and expenses during year, regardless of when cash is received or paid	Revenues for which cash is received during or soon after the end of the year; expenditures when goods or services have been received and payment is due during the year or soon thereafter

**NORTH COUNTY FIRE PROTECTION DISTRICT**  
*Management's Discussion and Analysis (Unaudited)*  
*For the Fiscal Year Ended June 30, 2019*

---

**OVERVIEW OF THE FINANCIAL STATEMENTS (continued)**

The remainder of this overview section of management's discussion and analysis highlights the structure and contents of each of the statements.

**District-Wide Statements**

The district-wide statements report information about the District as a whole using accounting methods similar to those used by private-sector companies. The Statement of Net Position includes all of the District's assets and liabilities. All of the current year's revenues and expenses are accounted for in the statement of activities regardless of when cash is received or paid.

The two district-wide statements report the District's net position and how it has changed. Net position – the difference between the District's assets and deferred outflows of resources and liabilities and deferred inflows of resources – is one way to measure the District's financial health, or *position*.

- Over time, increases and decreases in the District's net position are an indicator of whether its financial position is improving or deteriorating, respectively.
- To assess the overall health of the District, you need to consider additional nonfinancial factors such as changes in the District's property tax base and the condition of buildings and other facilities.
- In the district-wide financial statements, the District's activities are categorized as *Governmental Activities*. Most of the District's basic services are included here, such as fire protection, medical transport, and administration. Local property taxes finance most of these activities.

**GOVERNMENTAL FUNDS FINANCIAL STATEMENTS**

**Balance Sheet and Statement of Revenues, Expenditures and Changes in Fund Balance**

*Governmental funds* are used to account for essentially the same functions reported as *governmental activities* in the government-wide financial statements. However, unlike the government-wide financial statements, governmental fund financial statements focus on *near-term inflows and outflows of spendable resources*, as well as on *balances of spendable resources* available at the end of the fiscal year. Such information may be useful in evaluating a government's near term financing requirements.

Because the focus of governmental funds is narrower than that of the government-wide financial statements, it is useful to compare the information presented for *governmental funds* with similar information presented for *governmental activities* in the government-wide financial statements. By doing so, readers may better understand the long-term impact of the government's near term financing decisions. Both the governmental fund balance sheet and the governmental fund statement of revenues, expenditures and changes in fund balance provide a reconciliation to facilitate this comparison between *governmental funds* and *governmental activities*.

**NORTH COUNTY FIRE PROTECTION DISTRICT**  
*Management's Discussion and Analysis (Unaudited)*  
*For the Fiscal Year Ended June 30, 2019*

---

**FINANCIAL ANALYSIS AND CONDENSED FINANCIAL INFORMATION**

**Analysis of Net Position**

**Table A-1: Condensed Statement of Net Position**

	<u>June 30, 2019</u>	<u>June 30, 2018</u>	<u>Change</u>
<b>Assets:</b>			
Current assets	\$ 10,215,010	\$ 8,487,822	\$ 1,727,188
Capital assets, net	<u>13,496,471</u>	<u>11,990,947</u>	<u>1,505,524</u>
<b>Total assets</b>	<u>23,711,481</u>	<u>20,478,769</u>	<u>3,232,712</u>
<b>Deferred outflows of resources</b>	<u>6,766,407</u>	<u>7,907,719</u>	<u>(1,141,312)</u>
<b>Liabilities:</b>			
Current liabilities	2,505,689	2,254,096	251,593
Non-current liabilities	<u>39,181,416</u>	<u>36,544,385</u>	<u>2,637,031</u>
<b>Total liabilities</b>	<u>41,687,105</u>	<u>38,798,481</u>	<u>2,888,624</u>
<b>Deferred inflows of resources</b>	<u>1,416,607</u>	<u>872,636</u>	<u>543,971</u>
<b>Net position (Deficit):</b>			
Net investment in capital assets	5,644,759	5,667,227	(22,468)
Restricted	1,553,607	1,688,502	(134,895)
Unrestricted (Deficit)	<u>(19,824,190)</u>	<u>(18,640,358)</u>	<u>(1,183,832)</u>
<b>Total net position (deficit)</b>	<u>\$ (12,625,824)</u>	<u>\$ (11,284,629)</u>	<u>\$ (1,341,195)</u>

At the end of fiscal year 2019, the District shows a deficit balance in its unrestricted net position of \$(19,824,190).

**Analysis of Revenues and Expenses**

**Table A-2: Condensed Statements of Activities**

	<u>June 30, 2019</u>	<u>June 30, 2018</u>	<u>Change</u>
<b>Program revenues</b>	\$ 4,354,845	\$ 4,876,602	\$ (521,757)
<b>Expenses</b>	<u>(21,436,931)</u>	<u>(17,599,277)</u>	<u>(3,837,654)</u>
<b>Net program expense</b>	(17,082,086)	(12,722,675)	(4,359,411)
<b>General revenues</b>	<u>15,740,891</u>	<u>15,022,374</u>	<u>718,517</u>
<b>Change in net position</b>	(1,341,195)	2,299,699	(3,640,894)
<b>Net position:</b>			
Beginning of year	<u>(11,284,629)</u>	<u>(13,584,328)</u>	<u>2,299,699</u>
End of year	<u>\$ (12,625,824)</u>	<u>\$ (11,284,629)</u>	<u>\$ (1,341,195)</u>



**NORTH COUNTY FIRE PROTECTION DISTRICT**  
*Management's Discussion and Analysis (Unaudited)*  
*For the Fiscal Year Ended June 30, 2019*

---

**FINANCIAL ANALYSIS AND CONDENSED FINANCIAL INFORMATION (continued)**

**Analysis of Revenues and Expenses (continued)**

The statement of activities shows how the government's net position changed during the fiscal year. In the case of the District, the net position of the District decreased by \$1,341,195.

**Table A-3: Total Revenues**

	<u>June 30, 2019</u>	<u>June 30, 2018</u>	<u>Increase (Decrease)</u>
<b>Program revenues:</b>			
Charges for services	\$ 3,900,666	\$ 3,973,327	\$ (72,661)
Operating and capital grant funding	454,179	903,275	(449,096)
<b>Total program revenues</b>	<u>4,354,845</u>	<u>4,876,602</u>	<u>(521,757)</u>
<b>General revenues:</b>			
Property taxes	15,204,571	14,398,961	805,610
Rental income – cellular towers	109,206	88,655	20,551
Investment earnings	185,053	59,832	125,221
Other revenues	242,061	474,926	(232,865)
<b>Total general revenues</b>	<u>15,740,891</u>	<u>15,022,374</u>	<u>718,517</u>
<b>Total revenues</b>	<u>\$ 20,095,736</u>	<u>\$ 19,898,976</u>	<u>\$ 196,760</u>

Total revenues from all sources increased by 1.0%, or \$196,760 from \$19,898,976 to \$20,095,736, from the prior year primarily due to increases in property taxes of \$805,610.

**Table A-4: Total Expenses**

	<u>June 30, 2019</u>	<u>June 30, 2018</u>	<u>Increase (Decrease)</u>
<b>Expenses:</b>			
Operations	\$ 20,196,744	\$ 16,521,363	\$ 3,675,381
Depreciation expense	935,483	827,385	108,098
Interest expense	304,704	250,529	54,175
<b>Total expenses</b>	<u>\$ 21,436,931</u>	<u>\$ 17,599,277</u>	<u>\$ 3,837,654</u>

Total expenses on a full-accrual basis for the District's operations increased by 21.8% or \$3,837,654 from \$17,599,277 to \$21,436,931, from the prior year, primarily due to increases in non-cash related expenditures for retiree health benefits, changes in potential insurance claims, and pension obligations of approximately \$3.3 million. Additionally, there were increases in payments to CalPERS for the unfunded liability, an increase in annual employee leave payouts, and certain station upgrades.

**NORTH COUNTY FIRE PROTECTION DISTRICT**  
*Management's Discussion and Analysis (Unaudited)*  
*For the Fiscal Year Ended June 30, 2019*

---

**GOVERNMENTAL FUNDS FINANCIAL ANALYSIS**

The focus of the District's *governmental funds* is to provide information on near-term inflows, outflows, and balances of *spendable* resources. Such information is useful in assessing the District's financing requirements. In particular, the *unreserved fund balance* may serve as a useful measure of the government's net resources for spending at the end of the fiscal year.

As of June 30, 2019, the District reported a total fund balance of \$9,451,478. An amount of \$5,312,548 constitutes the District's *unassigned fund balance*.

**Table A-5: Governmental Funds Total Expenditures Analysis**

	<u>June 30, 2019</u>	<u>June 30, 2018</u>	<u>Increase (Decrease)</u>
<b>Expenditures:</b>			
Fire protection and medical transport:			
Salaries and wages	\$ 9,386,889	\$ 9,828,013	\$ (441,124)
Employee benefits	4,025,831	4,111,569	(85,738)
Contracted service costs	462,016	420,912	41,104
Materials and services	3,298,133	2,540,074	758,059
Capital outlay	2,441,007	1,971,163	469,844
Debt service:			
Principal	661,480	373,553	287,927
Interest	294,306	251,887	42,419
<b>Total expenditures</b>	<u>\$ 20,569,662</u>	<u>\$ 19,497,171</u>	<u>\$ 1,072,491</u>

Expenditures on a governmental fund basis remained similar between the two years except for a decrease in salaries and wages of \$441,124 and an increase in capital outlay of \$469,844 for the purchase of various equipment.

**OPERATIONS FUND BUDGETARY HIGHLIGHTS**

The final budgeted expenditures for the District's operational fund at year-end were \$431,298 less than actual. Actual revenues were greater than the anticipated budget by \$312,184. Actual revenues less expenses were over budget by \$119,114, or about 0.6%.

**CAPITAL ASSET AND DEBT ADMINISTRATION**

**Capital Assets**

By the end of 2018-19 the District had invested \$2,441,007 in new capital assets, related to the purchase of equipment for use in fire protection. (More detailed information about capital assets can be found in Note 6 to the financial statements). Total depreciation expense for the year was \$935,483.

**NORTH COUNTY FIRE PROTECTION DISTRICT**  
*Management's Discussion and Analysis (Unaudited)*  
*For the Fiscal Year Ended June 30, 2019*

---

**CAPITAL ASSET AND DEBT ADMINISTRATION (continued)**

**Table A-5: Capital Assets at Year End, Net of Depreciation**

	<u>Balance, July 1, 2018</u>	<u>Additions</u>	<u>Transfers/ Deletions</u>	<u>Balance, June 30, 2019</u>
<b>Capital assets:</b>				
Non-depreciable assets	\$ 925,560	\$ -	\$ (42,921)	\$ 882,639
Depreciable assets	22,026,460	2,483,928	(136,741)	24,373,647
Accumulated depreciation	<u>(10,961,073)</u>	<u>(935,483)</u>	<u>136,741</u>	<u>(11,759,815)</u>
<b>Total capital assets, net</b>	<u>\$ 11,990,947</u>	<u>\$ 1,548,445</u>	<u>\$ (42,921)</u>	<u>\$ 13,496,471</u>

**Long-Term Debt**

At year-end the District had \$7,851,712 in outstanding long-term debt – an increase of 24.2% from last year – as shown in Table A-6. (More detailed information about the District's long-term liabilities is presented in Note 7 to the financial statements).

**Table A-6: Outstanding Long-Term Debt at Year-End**

<u>Balance, July 1, 2018</u>	<u>Additions</u>	<u>Principal Payments</u>	<u>Balance, June 30, 2019</u>
<u>\$ 6,323,720</u>	<u>\$ 2,189,472</u>	<u>\$ (661,480)</u>	<u>\$ 7,851,712</u>

**FACTORS AFFECTING CURRENT FINANCIAL POSITION**

Management has identified conditions exist that could significantly impact the District's current financial and net positions. The District has restructured ambulance service staffing, reducing total personnel costs to fund the District's Capital Equipment Replacement Plan. The District needs to identify funding for future acquisitions as outlined in the District's Facilities Condition Assessment. The specific designated funds for such projects were depleted in the past recession with no identified monies to replenish. The District's retirement system through CalPERS is another future uncertainty with ballooning costs due to poor CalPERS return on investments (ROI), adjustments due to retirees living longer, and anticipated changes in assumption rates.

**CONTACTING THE DISTRICT'S FINANCIAL MANAGEMENT**

The District's basic financial statements are designed to present users with a general overview of the District's finances and to demonstrate the District's accountability. If you have any questions about the report or need additional information, please contact the District's Fire Chief at the North County Fire Protection District at 330 South Main Avenue, Fallbrook, California 92028 or (760) 723-2005.

**NORTH COUNTY FIRE PROTECTION DISTRICT**  
*Statement of Net Position*  
*June 30, 2019*

<b>ASSETS</b>	<b>Governmental Activities</b>
<b>Current assets:</b>	
Cash and investments (Note 2)	\$ 8,688,469
Accrued interest receivable	60,221
Accounts receivable – ambulance billings, net (Note 3)	657,887
Property taxes receivable	79,343
Mitigation fees receivable	138,049
Other receivables	85,451
Deposits with Public Agencies Self-Insurance System	473,794
Prepaid items	31,796
<b>Total current assets</b>	<b>10,215,010</b>
<b>Non-current assets:</b>	
Capital assets – not being depreciated (Note 6)	882,639
Capital assets – being depreciated, net (Note 6)	12,613,832
<b>Total non-current assets</b>	<b>13,496,471</b>
<b>Total assets</b>	<b>23,711,481</b>
<b>DEFERRED OUTFLOWS OF RESOURCES</b>	
Deferred outflows of resources related to pensions (Note 10)	6,766,407
<b>Total deferred outflows of resources</b>	<b>6,766,407</b>
<b>LIABILITIES</b>	
<b>Current liabilities:</b>	
Accounts payable and accrued expenses	152,274
Accrued payroll and related liabilities	597,113
Unearned revenue	14,146
Accrued interest payable	52,574
<b>Long-term liabilities – due in one year:</b>	
Compensated absences (Note 8)	1,000,000
Long-term debt (Note 7)	689,582
<b>Total current liabilities</b>	<b>2,505,689</b>
<b>Non-current liabilities:</b>	
<b>Long-term liabilities – due in more than one year:</b>	
Compensated absences (Note 8)	1,079,733
Long-term debt (Note 7)	7,162,130
Workers' compensation claims payable (Note 9)	2,897,373
Net other post-employment benefits obligation (Note 11)	3,689,312
Net pension liability (Note 10)	23,558,181
Pension-related debt – CalPERS side-fund liability (Note 10)	794,687
<b>Total non-current liabilities</b>	<b>39,181,416</b>
<b>Total liabilities</b>	<b>41,687,105</b>
<b>DEFERRED INFLOWS OF RESOURCES</b>	
Deferred inflows of resources related to pensions (Note 10)	1,416,607
<b>Total deferred inflows of resources</b>	<b>1,416,607</b>
<b>NET POSITION</b>	
Net investment in capital assets (Note 5)	5,644,759
Restricted (Note 5)	1,553,607
Unrestricted (Deficit) (Note 5)	(19,824,190)
<b>Total net position</b>	<b>\$ (12,625,824)</b>

*The notes to financial statements are an integral part of this statement.*

**NORTH COUNTY FIRE PROTECTION DISTRICT**

*Statement of Activities*

*For the Fiscal Year Ended June 30, 2019*

---

	<u>Governmental Activities</u>
<b>EXPENSES:</b>	
Fire protection, prevention and emergency medical transport:	
Operations	\$ 20,196,744
Depreciation expense	935,483
Interest expense	304,704
<b>Total expenses</b>	<u>21,436,931</u>
<b>PROGRAM REVENUES:</b>	
Charges for services:	
Ambulance services	2,068,255
Fire services – California Office of Emergency Services	687,747
Fire prevention	277,446
Mitigation fees	587,046
Annexation fees	68,534
Administration	211,638
Operating and capital grant funding	454,179
<b>Total program revenues</b>	<u>4,354,845</u>
<b>Net program expense</b>	<u>(17,082,086)</u>
<b>GENERAL REVENUES:</b>	
Property taxes	15,204,571
Rental income – cellular towers	109,206
Investment earnings	185,053
Other revenues	242,061
<b>Total general revenues</b>	<u>15,740,891</u>
<b>Change in net position</b>	(1,341,195)
<b>Net Position:</b>	
Beginning of year (Deficit)	<u>(11,284,629)</u>
End of year (Deficit)	<u>\$ (12,625,824)</u>

---

*The notes to financial statements are an integral part of this statement.*

**NORTH COUNTY FIRE PROTECTION DISTRICT**  
*Balance Sheet – Governmental Funds*  
*June 30, 2019*

ASSETS	General Fund	Fire Mitigation Fund	Other Governmental Funds	Funds
<b>Assets:</b>				
Cash and investments	\$ 7,288,192	\$ 554,118	\$ 846,159	\$ 8,688,469
Accrued interest receivable	46,364	5,341	8,516	60,221
Accounts receivable – ambulance billings, net	657,887	-	-	657,887
Property taxes receivable	77,919	-	1,424	79,343
Mitigation fees receivable	-	138,049	-	138,049
Other receivables	85,451	-	-	85,451
Deposits with Public Agencies Self-Insurance System	473,794	-	-	473,794
Prepaid items	31,796	-	-	31,796
Due from other funds (Note 4)	900,000	-	-	900,000
<b>Total assets</b>	<b>\$ 9,561,403</b>	<b>\$ 697,508</b>	<b>\$ 856,099</b>	<b>\$ 11,115,010</b>
<b>LIABILITIES AND FUND BALANCES</b>				
<b>Liabilities:</b>				
Accounts payable and accrued expenses	\$ 152,274	\$ -	\$ -	\$ 152,274
Accrued payroll and related liabilities	597,113	-	-	597,113
Unearned revenue	14,145	-	-	14,145
Due to other funds (Note 4)	-	900,000	-	900,000
<b>Total liabilities</b>	<b>763,532</b>	<b>900,000</b>	<b>-</b>	<b>1,663,532</b>
<b>Fund Balances: (Note 5)</b>				
Nonspendable	31,796	-	-	31,796
Restricted	-	697,508	856,099	1,553,607
Assigned	2,553,527	-	-	2,553,527
Unassigned	6,212,548	(900,000)	-	5,312,548
<b>Total fund balance</b>	<b>8,797,871</b>	<b>(202,492)</b>	<b>856,099</b>	<b>9,451,478</b>
<b>Total liabilities and fund balance</b>	<b>\$ 9,561,403</b>	<b>\$ 697,508</b>	<b>\$ 856,099</b>	<b>\$ 11,115,010</b>

The notes to financial statements are an integral part of this statement.

**NORTH COUNTY FIRE PROTECTION DISTRICT**

*Reconciliation of the Governmental Funds Balance Sheet to the Statement of Net Position  
June 30, 2019*

---

<b>Fund Balances - Governmental Funds</b>	<b>\$ 9,451,478</b>
Amounts reported for governmental activities in the statement of net position are different because:	
Capital assets used in governmental activities are not current financial resources and, therefore, are not reported in the governmental funds balance sheet. However, the statement of net position includes those assets as capital assets.	13,496,471
Deferred outflows of resources used in governmental activities are not current financial resources and, therefore, are not reported in the governmental funds balance sheet. However, the statement of net position includes those deferred outflows of resources.	6,766,407
Long-term liabilities applicable to the District are not due and payable in the current period and accordingly are not reported as fund liabilities. All liabilities, both current and long-term, are reported in the statement of net position as follows:	
Accrued interest payable	(52,575)
Compensated absences	(2,079,733)
Long-term debt	(7,851,712)
Workers' compensation claims payable	(2,897,373)
Net other post-employment benefits payable	(3,689,312)
Net pension liability	(23,558,181)
Pension-related debt - CalPERS side-fund liability	(794,687)
Deferred inflows of resources used in governmental activities are not current financial resources and, therefore, are not reported in the governmental funds balance sheet. However, the statement of net position includes those deferred inflows of resources.	<u>(1,416,607)</u>
Total adjustments	<u>(22,077,302)</u>
<b>Net Position of Governmental Activities</b>	<b><u>\$ (12,625,824)</u></b>

**NORTH COUNTY FIRE PROTECTION DISTRICT**

*Statement of Revenues, Expenditures, and Changes in Fund Balances – Governmental Funds  
For the Fiscal Year Ended June 30, 2019*

	General Fund	Fire Mitigation Fund	Other Governmental Funds	Total Governmental Funds
<b>REVENUES:</b>				
Property taxes	\$ 14,933,274	\$ -	\$ 271,297	\$ 15,204,571
Charges for services:				
Ambulance services	2,068,255	-	-	2,068,255
Fire services – CA Office of Emergency Services	687,747	-	-	687,747
Fire prevention	277,446	-	-	277,446
Mitigation fees	-	587,046	-	587,046
Annexation fees	68,534	-	-	68,534
Administration	211,638	-	-	211,638
Operating and capital grant funding	454,179	-	-	454,179
Rental income – cellular towers	109,206	-	-	109,206
Investment earnings	137,880	25,313	21,860	185,053
Other revenues	242,053	-	8	242,061
<b>Total revenues</b>	<b>19,190,212</b>	<b>612,359</b>	<b>293,165</b>	<b>20,095,736</b>
<b>EXPENDITURES:</b>				
Fire protection and emergency medical transportation:				
Salaries and wages	9,386,889	-	-	9,386,889
Employee benefits	4,025,831	-	-	4,025,831
Contracted service costs	455,766	-	6,250	462,016
Materials and services	3,263,964	-	34,169	3,298,133
Capital outlay	2,441,007	-	-	2,441,007
Debt service:				
Principal	661,480	-	-	661,480
Interest	294,306	-	-	294,306
<b>Total expenditures</b>	<b>20,529,243</b>	<b>-</b>	<b>40,419</b>	<b>20,569,662</b>
<b>REVENUES OVER(UNDER) EXPENDITURES</b>	<b>(1,339,031)</b>	<b>612,359</b>	<b>252,746</b>	<b>(473,926)</b>
<b>OTHER FINANCING SOURCES(USES):</b>				
Issuance of debt - capital leases	2,189,472	-	-	2,189,472
<b>Total other financing sources(uses)</b>	<b>2,189,472</b>	<b>-</b>	<b>-</b>	<b>2,189,472</b>
<b>Net Changes in Fund Balance</b>	<b>850,441</b>	<b>612,359</b>	<b>252,746</b>	<b>1,715,546</b>
<b>FUND BALANCE:</b>				
Beginning of year	7,947,430	(814,851)	603,353	7,735,932
End of year	\$ 8,797,871	\$ (202,492)	\$ 856,099	\$ 9,451,478

*The notes to financial statements are an integral part of this statement.*



**NORTH COUNTY FIRE PROTECTION DISTRICT**  
*Reconciliation of the Governmental Funds Statement of Revenues, Expenditures, and Changes  
in Fund Balances to the Statement of Activities*  
For the Fiscal Year Ended June 30, 2019

---

**Net Change in Fund Balances – Governmental Funds** \$ 1,715,546

Amounts reported for governmental activities in the statement of activities is different because:

Some expenses reported in the statement of activities do not require the use of current financial resources. Therefore, those expenses are not reported as expenditures in governmental funds as follows:

Change in compensated absences	(56,412)
Change in accrued interest payable	(10,398)
Change in workers' compensation claims payable	(147,428)
Change in net other post-employment benefits obligations	(1,451,614)
Change in net pension liability	(1,368,421)

Governmental funds report capital outlay as expenditures. However, in the statement of activities the cost of those capitalized assets is allocated over their estimated useful lives as depreciation expense.

Capital outlay	2,441,007
Depreciation expense	(935,483)

Principal repayment of long-term debt obligations are reported as expenditures in governmental funds. However, principal repayments reduce liabilities in the statement of net position and do not result in expenses in the statement of activities.

661,480

Proceeds from issuance of debt are reported as other financing sources in governmental funds and thus contribute to the change in fund balances. In the government-wide statements, however, issuance of debt increases long-term liabilities in the statement of net position and does not affect the statement of activities.

(2,189,472)

**Total adjustments** (3,056,741)

**Change in Net Position of Governmental Activities** \$ (1,341,195)

# NORTH COUNTY FIRE PROTECTION DISTRICT

Notes to Financial Statements

June 30, 2019

---

## NOTE 1 – DESCRIPTION OF ORGANIZATION AND SIGNIFICANT ACCOUNTING POLICIES

### A. Description of Organization

The North County Fire Protection District (the District) provides fire and emergency medical services to the taxpayers and residents in the Fallbrook, Rainbow, and Bonsall communities of northern San Diego County. The District's governmental powers are exercised through a five-member board of directors.

### B. Reporting Entity

A reporting entity is comprised of the primary government, component units, and other organizations that are included to ensure the financial statements are not misleading. The primary government of the District consists of all funds, departments, and agencies that are not legally separate from the District.

Component units are legally separate organizations for which the District is financially accountable. Component units may also include organizations that are fiscally dependent on the District, in that the District approves their budget, the issuance of their debt or the levying of their taxes. In addition, component units are other legally separate organizations for which the District is not financially accountable but the nature and significance of the organization's relationship with the District is such that exclusion would cause the District's financial statements to be misleading or incomplete.

The District has identified no organizations that are required to be reported as component units.

### C. Basis of Presentation, Basis of Accounting

#### 1. Basis of Presentation

##### Government-Wide Financial Statements

The statement of net position and the statement of activities display information about the primary government (the District) and its component units. These statements include the financial activities of the overall government. Eliminations have been made to minimize the double-counting of internal activities. Governmental activities generally are financed through taxes, intergovernmental revenues, other nonexchange transactions, and charges for services.

The statement of activities presents a comparison between direct expenses and program revenues for each function of the District's governmental activities. Direct expenses are those that are specifically associated with a program or function and, therefore, are clearly identifiable to a particular function. Program revenues include (a) charges paid by the recipients of goods or services offered by the programs and (b) grants and contributions that are restricted to meeting the operational or capital requirements of a particular program. Revenues that are not classified as program revenues, including all taxes, are presented as general revenues.

##### Major Governmental Funds

The District maintains the following major governmental funds:

**General Fund:** This fund is used to account for all financial resources of the District, except those required to be accounted for in another fund when necessary.

**NORTH COUNTY FIRE PROTECTION DISTRICT**  
*Notes to Financial Statements*  
*June 30, 2019*

---

**NOTE 1 – DESCRIPTION OF ORGANIZATION AND SIGNIFICANT ACCOUNTING POLICIES (continued)**

**C. Basis of Presentation, Basis of Accounting (continued)**

**1. Basis of Presentation (continued)**

**Major Governmental Funds (continued)**

**Special Revenue Funds:**

**Fire Mitigation Fund:** This fund is used to account for fees collected from builders in the service area that are restricted for the purchase of new capital assets when those assets are needed due to population and infrastructure growth in the service area.

**Non-Major Governmental Funds**

**Other Governmental Funds:**

**Rainbow Subzone-Operations Fund:** This fund is used to account for revenues collected and restricted for expenditures made in the Rainbow Subzone service area.

**The Rainbow Subzone-Fire Mitigation Fund:** This fund is used to account for fees collected from builders in the service area that are restricted for the purchase of new capital assets that are needed due to population and infrastructure growth in the Rainbow Subzone service area.

**2. Measurement Focus, Basis of Accounting**

**Government-Wide Financial Statements**

The government-wide financial statements are reported using the economic resources measurement focus and the accrual basis of accounting. Revenues are recorded when earned and expenses are recorded at the time liabilities are incurred, regardless of when the related cash flows take place. Nonexchange transactions, in which the District gives (or receives) value without directly receiving (or giving) equal value in exchange, include property taxes, grants, entitlements, and donations. On an accrual basis, revenue from property taxes is recognized in the fiscal year in which all eligibility requirements have been satisfied.

**Governmental Fund Financial Statements**

Governmental funds are reported using the current financial resources measurement focus and the modified accrual basis of accounting. Under this method, revenues are recognized when measurable and available. Expenditures are recorded when the related fund liability is incurred, except for principal and interest on general long-term debt, claims and judgments, and compensated absences, which are recognized as expenditures to the extent they have matured. Capital asset acquisitions are reported as expenditures in governmental funds. Proceeds of general long-term debt and financing from capital leases are reported as other financing sources.

**NORTH COUNTY FIRE PROTECTION DISTRICT**

*Notes to Financial Statements*

*June 30, 2019*

---

**NOTE 1 – DESCRIPTION OF ORGANIZATION AND SIGNIFICANT ACCOUNTING POLICIES (continued)**

**C. Basis of Presentation, Basis of Accounting (continued)**

**3. Revenues - Exchange and Non-Exchange Transactions**

Revenue resulting from exchange transactions, in which each party gives and receives essentially equal value, is recorded on the accrual basis when the exchange takes place. On a modified accrual basis, revenue is recorded in the fiscal year in which the resources are measurable and become available. Available means that the resources will be collected within the current fiscal year. Generally, available is defined as collectible within 60 days.

Non-exchange transactions, in which the District receives value without directly giving equal value in return, include property taxes, certain grants, entitlements, and donations. Revenue from property taxes is recognized in the fiscal year in which the taxes are received. Revenue from certain grants, entitlements, and donations is recognized in the fiscal year in which all eligibility requirements have been satisfied. Eligibility requirements include time and purpose requirements. On a modified accrual basis, revenue from non-exchange transactions must also be available before it can be recognized.

**D. Assets, Deferred Outflows of Resources, Liabilities, Deferred Inflows of Resources, and Net Position**

**1. Cash and Investments**

For purposes of the statement of cash flows, the District considers all highly liquid investments with a maturity of three months or less, when purchased, to be cash equivalents. Cash deposits are reported at carrying amount, which reasonably estimates fair value.

Investments are reported at fair value except for short-term investments, which are reported at cost, which approximates fair value. Cash deposits are reported at carrying amount, which reasonably estimates fair value. Investments in governmental investment pools are reported at fair value based on the fair value per share of the pool's underlying portfolio.

In accordance with fair value measurements, the District categorizes its assets and liabilities measured at fair value into a three-level hierarchy based on the priority of the inputs to the valuation technique used to determine fair value. The fair value hierarchy gives the highest priority to quoted prices in active markets for identical assets or liabilities (Level 1) and the lowest priority to unobservable inputs (Level 3). If the inputs used in the determination of the fair value measurement fall within different levels of the hierarchy, the categorization is based on the lowest level input that is significant to the fair value measurement.

Financial assets and liabilities recorded on the balance sheet are categorized based on the inputs to the valuation techniques as follows:

*Level 1* – Inputs that reflect unadjusted quoted prices in active markets for identical investments, such as stocks, corporate and government bonds. The District has the ability to access the holding and quoted prices as of the measurement date.

*Level 2* – Inputs, other than quoted prices, that are observable for the asset or liability either directly or indirectly, including inputs from markets that are not considered to be active.

**NORTH COUNTY FIRE PROTECTION DISTRICT**

*Notes to Financial Statements*

*June 30, 2019*

---

**NOTE 1 – DESCRIPTION OF ORGANIZATION AND SIGNIFICANT ACCOUNTING POLICIES (continued)**

**D. Assets, Deferred Outflows of Resources, Liabilities, Deferred Inflows of Resources, and Net Position (continued)**

**1. Cash and Investments (continued)**

*Level 3* - Inputs that are unobservable. Unobservable inputs reflect the District's own assumptions about the factors market participants would use in pricing an investment, and is based on the best information available in the circumstances.

**2. Accounts Receivable and Allowance for Doubtful Accounts**

Accounts receivable - ambulance billings consist of amounts owed by individuals for services rendered for ambulance transport. Uncollectable accounts are based on prior experience and management's assessment of the collectability of existing accounts. As of June 30, 2019, an allowance for doubtful accounts has been recorded for those uncollectable accounts (see Note 3).

**3. Capital Assets**

Capital assets are stated at cost or at their estimated fair value at date of donation. It is the District's policy to capitalize assets costing over \$5,000. The provision for depreciation is computed using the straight-line method over the estimated service lives of the capital assets.

Estimated service lives for the District's classes of assets are as follows:

<u>Description</u>	<u>Estimated Lives</u>
Structures and Improvements	10-50 years
Hydrants	10 years
Equipment and Vehicles	5-20 years

**4. Deferred Outflows/Inflows of Resources**

In addition to assets, the statement of net position reports a separate section for deferred outflows of resources. This separate financial statement element, *deferred outflows of resources*, represents a consumption of net position that applies to a future period and so will not be recognized as an outflow of resources (expense/expenditure) until then.

In addition to liabilities, the statement of net position reports a separate section for deferred inflows of resources. This separate financial statement element, *deferred inflows of resources*, represents an acquisition of net position that applies to a future period and will not be recognized as an inflow of resources (revenue) until that time.

**5. Compensated Absences**

The District's policy is to permit full time employees to accumulate earned vacation time and sick leave. Earned vacation time shall be earned by each employee subject to the accrual limitations and policies as defined by District policies. Such unused compensation is calculated at the employees' then prevalent hourly rate at the time of retirement or termination. Whereas vacation time is compensated at 100% of accumulated hours, sick leave is accrued and compensated only at retirement or termination based on the years of employment.

## NORTH COUNTY FIRE PROTECTION DISTRICT

Notes to Financial Statements

June 30, 2019

---

### NOTE 1 – DESCRIPTION OF ORGANIZATION AND SIGNIFICANT ACCOUNTING POLICIES (continued)

#### D. Assets, Deferred Outflows of Resources, Liabilities, Deferred Inflows of Resources, and Net Position (continued)

##### 6. Pensions

For purposes of measuring the net pension liability and deferred outflows/inflows of resources related to pensions, and pension expense, information about the fiduciary net position of the District's California Public Employees' Retirement System (CalPERS) plan and addition to/deductions from the Plans fiduciary net position have been determined on the same basis as they are reported by CalPERS. For this purpose, benefit payments (including refunds of employee contributions) are recognized when due and payable in accordance with the benefit terms. Investments are reported at fair value.

##### 7. Net Position

Net position is classified into three components: net investment in capital assets; restricted; and unrestricted. These classifications are defined as follows:

- **Net investment in capital assets** - This component of net position consists of capital assets, including restricted capital assets, net of accumulated depreciation and reduced by the outstanding balances of any bonds, mortgages, notes, or other borrowings that are attributable to the acquisition, construction, or improvement of those assets. If there are significant unspent related debt proceeds at year-end, the portion of the debt attributable to the unspent proceeds are not included in the calculation of net investment in capital assets. Rather, that portion of the debt is included in the same net position component as the unspent proceeds.
- **Restricted** - This component of net position consists of constraints placed on net position use through external constraints imposed by creditors (such as through debt covenants), grantors, contributors, or laws or regulations of other governments or constraints imposed by law through constitutional provisions or enabling legislation.
- **Unrestricted net position** - This component of net position consists of net position that does not meet the definition of "net investment in capital assets" or "restricted".

When both restricted and unrestricted resources are available for use, it is the District's policy to use restricted resources first, then unrestricted resources as they are needed.

##### 8. Fund Balances

The fund balance for governmental funds is reported in classifications based on the extent to which the government is bound to honor constraints on the specific purposes for which amounts in those funds can be spent.

**Nonspendable:** Fund balance is reported as nonspendable when the resources cannot be spent because they are either in a nonspendable form or legally or contractually required to be maintained intact. Resources in nonspendable form include inventories and prepaid assets.

**Restricted:** Fund balance is reported as restricted when the constraints placed on the use of resources are either externally imposed by creditors, grantors, contributors, or laws or regulations of other governments; or imposed by law through constitutional provision or by enabling legislation.

**NORTH COUNTY FIRE PROTECTION DISTRICT**

*Notes to Financial Statements*

*June 30, 2019*

---

**NOTE 1 - DESCRIPTION OF ORGANIZATION AND SIGNIFICANT ACCOUNTING POLICIES (continued)**

**D. Assets, Deferred Outflows of Resources, Liabilities, Deferred Inflows of Resources, and Net Position (continued)**

**8. Fund Balances (continued)**

**Committed:** The District's highest decision-making level of authority rests with the District's Board. Fund balance is reported as committed when the Board passes a resolution that places specified constraints on how resources may be used. The Board can modify or rescind a commitment of resources through passage of a new resolution.

**Assigned:** Resources that are constrained by the District's intent to use them for a specific purpose, but are neither restricted nor committed, are reported as assigned fund balance. Intent may be expressed by either the Board, committees (such as budget or finance), or officials to which the Board has delegated authority.

**Unassigned:** Unassigned fund balance represents fund balance that has not been restricted, committed, or assigned and may be utilized by the District for any purpose. When expenditures are incurred, and both restricted and unrestricted resources are available, it is the District's policy to use restricted resources first, then unrestricted resources in the order of committed, assigned, and then unassigned, as they are needed.

**E. Use of Estimates**

The preparation of financial statements in conformity with generally accepted accounting principles requires management to make estimates and assumptions that affect the reported amounts of assets and liabilities and disclosure of contingent assets and liabilities at the date of the financial statements and the reported amounts of revenues and expenditures during the reported period. Actual results could differ from those estimates.

**F. Property Taxes**

The San Diego County Assessor's Office assesses all real and personal property within the County each year. The San Diego County Tax Collector's Office bills and collects the District's share of property taxes and voter-approved taxes. The San Diego County Auditor-Controller's Office remits current property tax collections to the District throughout the year. Property tax in California is levied in accordance with Article XIII A of the State Constitution at one percent (1%) of countywide assessed valuations.

Property taxes receivable at year-end are related to property taxes collected by San Diego County, which have not been credited to the District's cash balance as of June 30. The property tax calendar is as follows:

Lien date	March 1
Levy date	July 1
Due dates	November 1 and March 1
Collection dates	December 10 and April 10

Property taxes levied are recorded as revenue when received, in the fiscal year of levy, because of the adoption of the *alternate method of property tax distribution* known as the Teeter Plan, by the District and San Diego County. The Teeter Plan authorizes the County Auditor-Controller to allocate 100% of the secured property tax billed but not yet received or paid to the District. San Diego County remits tax proceeds to the District in installments during the fiscal year.

**NORTH COUNTY FIRE PROTECTION DISTRICT**  
*Notes to Financial Statements*  
 June 30, 2019

---

**NOTE 2 – CASH AND INVESTMENTS**

Cash and investments at June 30, 2019, consisted of the following:

Description	Balance
Cash on hand	\$ 118
Demand deposits held with financial institutions	1,998,484
Investments	<u>6,689,867</u>
Total cash and investments	<u>\$ 8,688,469</u>

**Demand Deposits**

At June 30, 2019, the carrying amount of the District’s demand deposits was \$1,998,484, and the financial institutions balances totaled \$2,112,697. The \$114,213 net difference represents outstanding checks, deposits-in-transit and/or other reconciling items.

The California Government Code requires California banks and savings and loan associations to secure an entity’s deposits by pledging government securities with a value of 110% of an entity’s deposits. California law also allows financial institutions to secure entity deposits by pledging first trust deed mortgage notes having a value of 150% of an entity’s total deposits. The entity’s Treasurer may waive the collateral requirement for deposits which are fully insured up to \$250,000 by the FDIC. The collateral for deposits in federal and state chartered banks is held in safekeeping by an authorized agent of depository recognized by the State of California Department of Banking. The collateral for deposits with savings and loan associations is generally held in safekeeping by the Federal Home Loan Bank in San Francisco, California as an agent of depository. These securities are physically held in an undivided pool for all California public agency depositors. Under Government Code Section 53655, the placement of securities by a bank or savings and loan association with an agent of depositor has the effect of perfecting the security interest in the name of the local governmental agency. Accordingly, all collateral held by California agents of depository are considered to be held for, and in the name of, the local government.

**Custodial Credit Risk**

The custodial credit risk for *deposits* is the risk that in the event of the failure of a depository financial institution, a government will not be able to recover deposits or will not be able to recover collateral securities that are in the possession of an outside party. The District’s investment policy requires that collateral be held by an independent third party with whom the District has a current custodial agreement.

The custodial credit risk for *investments* is the risk that in the event of the failure of the counterparty to a transaction, a government will not be able to recover the value of investment or collateral securities that are in the possession of an outside party. The District’s investment policy requires that all security transactions are conducted on a delivery-versus-payment (DVP) method and that all securities are held by a qualified, third-party custodian, as evidenced by safekeeping receipts. The trust department of the District’s bank may act as third-party custodian, provided that the custodian agreement is separate from the banking agreement. With respect to investments, custodial credit risk generally applies only to direct investments in marketable securities. Custodial credit risk does not apply to a local government’s indirect investment in securities through the use of mutual funds or government investment pools (such as SDCPIF).

As of June 30, 2019, approximately \$1.6 million of the District’s deposits were exposed to disclosable custodial credit risk because they were in excess of FDIC limits.



**NORTH COUNTY FIRE PROTECTION DISTRICT**

*Notes to Financial Statements*

*June 30, 2019*

**NOTE 2 – CASH AND INVESTMENTS (continued)**

**Investments**

Investments as of June 30, 2019, consisted of the following:

<u>Investments</u>	<u>Measurement Input</u>	<u>Credit Rating</u>	<u>Fair Value June 30, 2019</u>	<u>Maturity 12 Months or Less</u>
California Local Agency Investment Fund (LAIF)	Level 2	Not Rated	\$ 2,531,145	\$ 2,531,145
San Diego County Pooled Investment Fund (SDCPIF)	Level 2	AAAf/S1	4,158,722	4,158,722
Total investments			<u>\$ 6,689,867</u>	<u>\$ 6,689,867</u>

**Investments Authorized by the California Government Code and District’s Investment Policy**

The District has adopted an investment policy which allows deposits into financial institutions, LAIF, and the San Diego County Treasury’s Pooled Investment Fund. Investment types are authorized by the California Government Code Section 53600 et seq. and Section 5922(d).

**California Local Agency Investment Fund (LAIF)**

The District is a voluntary participant in LAIF which is regulated by California Government Code Section 16429 under the oversight of the Treasurer of the State of California. The fair value of the District’s investment in this pool is reported in the accompanying financial statements at amounts based upon the District’s pro-rata share of the fair value provided by LAIF for the entire LAIF portfolio (in relation to the amortized cost of that portfolio). The balance available for withdrawal is based on the accounting records maintained by LAIF, which are recorded on an amortized cost basis.

The District’s investments with LAIF at June 30, 2019, included a portion of the pool funds invested in structured notes and asset-backed securities:

**Structured Notes:** debt securities (other than asset-backed securities) whose cash flow characteristics (coupon rate, redemption amount, or stated maturity) depend upon one or more indices and/or that have embedded forwards or options.

**Asset-Backed Securities:** generally mortgage-backed securities that entitle their purchasers to receive a share of the cash flows from a pool of assets such as principal and interest repayments from a pool of mortgages (for example, Collateralized Mortgage Obligations) or credit card receivables.

As of June 30, 2019, the District had \$2,531,145 invested in LAIF, which had invested 2.11% of the pool investment funds in structured notes and medium-term asset-backed securities. The LAIF fair value factor of 1.00171 was used to calculate the fair value of the investments in LAIF.

**NORTH COUNTY FIRE PROTECTION DISTRICT**

*Notes to Financial Statements*

*June 30, 2019*

---

**NOTE 2 – CASH AND INVESTMENTS (continued)**

**San Diego County Pooled Investment Fund**

The SDCPIF is a local government investment pool managed by the County Treasurer's Office on behalf of the Investment Pool participants. Depositors in the Investment Pool include both mandatory participants, agencies that place their funds in the Investment pool as an investment option. Voluntary participants, including cities, fire districts, and various special districts accounted for approximately 6.78% of the Investment Pool as of June 30, 2019.

Pursuant to Section 27130-27137 of the California Government Code, the County Board of Supervisors has established the Treasurer's Oversight Committee (TOC) that monitors and reviews the Investment Policy. The TOC consists of members appointed from the districts or offices that they represent, and up to five members of the public having expertise in, or an academic background in public finance.

To mitigate credit risk, the Investment Pool's Investment Policy, which is more restrictive than the Government Code, places a minimum standard on the ratings of investments held in the Investment Pool. Investments in securities other than those guaranteed by the U.S. Treasury or Government Sponsored Enterprises must have a credit rating of no less than "A" for long-term or "A1" for short-term. Non-rated securities include sweep accounts, collateralized certificates of deposit and repurchase agreements. Sweep accounts and collateralized certificates of deposit must be FDIC insured and collateralized with securities held by a named agent of the depository. Repurchase agreements are collateralized by securities, authorized by the California Government Code Section 53601, having fair market value of 102% or greater than the amount of the repurchase agreement. The Investment Pool does not hold any investments in structured notes.

The District's investments with the County Treasurer's Office include a portion of the pooled funds invested in asset-backed securities. As of June 30, 2019, the District had approximately \$4.15 million invested with the SDCPIF, which had invested 7.2% of the pool investment funds in asset-backed securities.

SDPIF has indicated to the District as of June 30, 2019, the value of its portfolio approximated \$10.14 billion and the portfolio holds some derivative products. The SDPIF fair value factor of 100.194 was used to calculate the fair value of the investments in SDPIF as of June 30, 2019.

**Fair Value Measurement Input**

The District categorizes its fair value measurement inputs within the fair value hierarchy established by generally accepted accounting principles. The District has presented its measurement inputs as noted in the previous table.

**Credit Risk**

Credit risk is the risk that an issuer of an investment will not fulfill its obligation to the holder of the investment. This is measured by the assignment of a rating by a nationally recognized statistical rating organization. As of June 30, 2019, the District's investment in the SDCPIF was rated by Standard & Poor's as AAf/S1 as noted in the table above.

**NORTH COUNTY FIRE PROTECTION DISTRICT**

*Notes to Financial Statements*

*June 30, 2019*

---

**NOTE 2 – CASH AND INVESTMENTS (continued)**

**Interest Rate Risk**

Interest rate risk is the risk that changes in market interest rates will adversely affect the fair value of an investment. Generally, the fair values of investments with longer maturities have greater sensitivity to changes in market interest rates. The District's investment policy follows the Code as it relates to limits on investment maturities as a means of managing exposure to fair value losses arising from increasing interest rates. The District has elected to use the segmented time distribution method of disclosure for the maturities of its investments as related to interest rate risk as noted in the table above.

**Concentration of Credit Risk**

The District's investment policy contains no limitations on the amount that can be invested in any one governmental agency or non-governmental issuer beyond that stipulated by the California Government Code. There were no investments in any one governmental or non-governmental issuer that represented 5% or more of the District's total investments except for those in the SDCPIF.

**NOTE 3 – ACCOUNTS RECEIVABLE – AMBULANCE BILLINGS, NET**

Accounts receivable – ambulance billings, net as of June 30, 2019, consisted of the following:

<u>Description</u>	<u>Balance</u>
Accounts receivable – ambulance billings	\$ 1,197,887
Allowance for doubtful accounts	<u>(540,000)</u>
<b>Total accounts receivable – ambulance billings, net</b>	<b><u>\$ 657,887</u></b>

**NOTE 4 – INTERFUND TRANSACTIONS**

**Balances Due To/From Other Funds**

Balances due to/from other funds at June 30, 2019, consisted of the Fire Mitigation Fund owing \$900,000 to the General Fund for borrowing related to the construction of Station No. 5.

**NORTH COUNTY FIRE PROTECTION DISTRICT**

*Notes to Financial Statements*

June 30, 2019

**NOTE 5 – NET POSITION AND FUND BALANCES**

**A. Net Position**

Net investment in capital assets as of June 30, 2019, consisted of the following:

<u>Description</u>	<u>Balance</u>
Capital assets – not being depreciated	\$ 882,639
Capital assets – being depreciated, net	12,613,832
Long-term debt obligations payable – current portion	(689,582)
Long-term debt obligations payable – noncurrent portion	<u>(7,162,130)</u>
<b>Total net investment in capital assets</b>	<b>\$ 5,644,759</b>

The District has constraints placed on its net position totaling \$1,553,607 through external constraints imposed by creditors, grantors, contributors, or laws or regulations of other governments or constraints imposed by law through constitutional provisions or enabling legislation.

As of June 30, 2019, the District has an unrestricted net position deficit of (\$19,824,190). The unrestricted net position deficit resulted from the reporting of the District’s net pension liability, the pension-related debt – CalPERS side-fund liability, and the deferred inflows of resources – deferred amounts related to net pension liability per GASB No. 68. At June 30, 2019, the District’s net pension liability amounted to \$23,558,181, the pension-related debt – CalPERS side-fund liability amounted to \$794,687, and the deferred inflows of resources related to net pension liability amounted to \$1,416,607, which totals \$25,769,475. The District will continue to make its actuarial determined contributions to CalPERS and annually review its outstanding net pension obligation funding requirements.

**B. Fund Balances**

At June 30, 2019, fund balances of the District’s governmental funds were classified as follows:

<u>Description</u>	<u>General Fund</u>	<u>Fire Mitigation Fund</u>	<u>Other Governmental Funds</u>	<u>Total</u>
<b>Nonspendable:</b>				
Prepaid items	\$ 31,796	\$ -	\$ -	\$ 31,796
<b>Restricted:</b>				
Fallbrook – mitigation	-	697,508	-	697,508
Rainbow subzone – operations	-	-	852,121	852,121
Rainbow subzone – mitigation	-	-	3,978	3,978
<b>Total restricted</b>	<u>-</u>	<u>697,508</u>	<u>856,099</u>	<u>1,553,607</u>
<b>Assigned:</b>				
Deposits with Public Agencies Self-Insurance System	473,794	-	-	473,794
Compensated absences	2,079,733	-	-	2,079,733
<b>Total assigned</b>	<u>2,553,527</u>	<u>-</u>	<u>-</u>	<u>2,553,527</u>
<b>Unassigned</b>	<u>6,212,548</u>	<u>(900,000)</u>	<u>-</u>	<u>5,312,548</u>
<b>Total fund balances</b>	<b>\$ 8,797,871</b>	<b>\$ (202,492)</b>	<b>\$ 856,099</b>	<b>\$ 9,451,478</b>

**NORTH COUNTY FIRE PROTECTION DISTRICT**

*Notes to Financial Statements*

*June 30, 2019*

**NOTE 6 – CAPITAL ASSETS**

Changes in capital assets for the year were as follows:

	<u>Balance July 1, 2018</u>	<u>Additions/ Transfers</u>	<u>Deletions/ Transfers</u>	<u>Balance June 30, 2019</u>
<b>Non-depreciable capital assets:</b>				
Land	\$ 882,639	\$ -	\$ -	\$ 882,639
Construction-in-process	42,921	-	(42,921)	-
Total non-depreciable capital assets	<u>925,560</u>	<u>-</u>	<u>(42,921)</u>	<u>882,639</u>
<b>Depreciable capital assets:</b>				
Structures and improvements	10,827,684	-	-	10,827,684
Hydrants	267,523	-	-	267,523
Equipment and vehicles	<u>10,931,253</u>	<u>2,483,928</u>	<u>(136,741)</u>	<u>13,278,440</u>
Total depreciable capital assets	<u>22,026,460</u>	<u>2,483,928</u>	<u>(136,741)</u>	<u>24,373,647</u>
<b>Accumulated depreciation:</b>				
Structures and improvements	(3,596,253)	(216,593)	-	(3,812,846)
Hydrants	(267,523)	-	-	(267,523)
Equipment and vehicles	<u>(7,097,297)</u>	<u>(718,890)</u>	<u>136,741</u>	<u>(7,679,446)</u>
Total accumulated depreciation	<u>(10,961,073)</u>	<u>(935,483)</u>	<u>136,741</u>	<u>(11,759,815)</u>
Total depreciable capital assets, net	<u>11,065,387</u>	<u>1,548,445</u>	<u>-</u>	<u>12,613,832</u>
Total capital assets, net	<u>\$ 11,990,947</u>	<u>\$ 1,548,445</u>	<u>\$ (42,921)</u>	<u>\$ 13,496,471</u>

**NOTE 7 – LONG-TERM DEBT OBLIGATIONS PAYABLE**

Changes in loan payable amounts for the year ended June 30, 2019, were as follows:

<u>Long-Term Debt</u>	<u>Balance July 1, 2018</u>	<u>Additions</u>	<u>Payments</u>	<u>Balance June 30, 2019</u>	<u>Current Portion</u>	<u>Long-term Portion</u>
Bond payable - Station No. 5	\$ 2,641,000	\$ -	\$ (123,000)	\$ 2,518,000	\$ 129,000	\$ 2,389,000
Note payable - Station No. 5	1,636,271	-	(94,019)	1,542,252	99,261	1,442,991
Capital lease payable - ambulance I	129,857	-	(42,129)	87,728	43,275	44,453
Capital lease payable - ambulance II	169,420	-	(40,405)	129,015	41,678	87,337
Capital lease payable - EKG monitors	303,331	-	(60,666)	242,665	60,666	181,999
Capital lease payable - ambulance remount	-	145,000	(49,600)	95,400	46,697	48,703
Capital lease payable - radios	-	579,815	(151,851)	427,964	138,199	289,765
Capital lease payable - equipment	-	1,464,657	-	1,464,657	28,598	1,436,059
Loan payable - solar project I	383,721	-	(31,649)	352,072	31,957	320,115
Loan payable - solar project II	206,669	-	(10,535)	196,134	10,635	185,499
Loan payable - administrative building	853,451	-	(57,626)	795,825	59,616	736,209
	<u>\$ 6,323,720</u>	<u>\$ 2,189,472</u>	<u>\$ (661,480)</u>	<u>\$ 7,851,712</u>	<u>\$ 689,582</u>	<u>\$ 7,162,130</u>

**NORTH COUNTY FIRE PROTECTION DISTRICT**  
*Notes to Financial Statements*  
 June 30, 2019

---

**NOTE 7 – LONG-TERM DEBT OBLIGATIONS PAYABLE (continued)**

**Bond Payable**

On September 9, 2013, the District issued bonds for the par amount of \$3,126,000. The proceeds are being used for the ongoing construction at station no. 5. The bond's coupon rate is at 4.35% per annum, and matures on September 1, 2033, with annual debt service payments which include principal and interest. The loan is payable until September 2033. Future remaining payments are as follows:

<u>Fiscal Year</u>	<u>Principal</u>	<u>Interest</u>	<u>Total</u>
2020	\$ 129,000	\$ 108,163	\$ 237,163
2021	133,000	102,508	235,508
2022	139,000	96,657	235,657
2023	146,000	90,545	236,545
2024	151,000	84,129	235,129
2024-29	866,000	314,483	1,180,483
2029-34	954,000	106,662	1,060,662
Total	2,518,000	\$ 903,147	\$ 3,421,147
Current	(129,000)		
Long-term	\$ 2,389,000		

**Capital Lease Payable – Ambulance I**

The District entered into a capital lease for the purchase of an ambulance for \$205,444 at a 2.72% interest rate. Annual principal and interest payments are due on February 25 each year. Future remaining payments are as follows:

<u>Fiscal Year</u>	<u>Principal</u>	<u>Interest</u>	<u>Total</u>
2020	\$ 43,275	\$ 2,386	\$ 45,661
2021	44,453	1,208	45,661
Total	87,728	\$ 3,594	\$ 91,322
Current	(43,275)		
Long-term	\$ 44,453		

**NORTH COUNTY FIRE PROTECTION DISTRICT**

*Notes to Financial Statements*

June 30, 2019

---

**NOTE 7 - LONG-TERM DEBT OBLIGATIONS PAYABLE (continued)**

**Capital Lease Payable – Ambulance II**

The District entered into a capital lease for the purchase of an ambulance for \$208,592 at a 3.15% interest rate. Annual principal and interest payments are due on March 1 each year. Future remaining payments are as follows:

<u>Fiscal Year</u>	<u>Principal</u>	<u>Interest</u>	<u>Total</u>
2020	\$ 41,678	\$ 4,064	\$ 45,742
2021	42,991	2,751	45,742
2022	44,346	1,396	45,742
Total	129,015	\$ 8,211	\$ 137,226
Current	<u>(41,678)</u>		
Long-term	<u>\$ 87,337</u>		

**Capital Lease Payable – EKG Monitors**

The District entered into a capital lease for the purchase of ten EKG monitors for \$303,331 with no interest. Annual principal payments are due on August 1 of each year through 2022. Future remaining payments are as follows:

<u>Fiscal Year</u>	<u>Principal</u>
2020	\$ 60,666
2021	60,667
2022	60,666
2023	60,666
Total	242,665
Current	<u>(60,666)</u>
Long-term	<u>\$ 181,999</u>

**NORTH COUNTY FIRE PROTECTION DISTRICT**

*Notes to Financial Statements*

*June 30, 2019*

**NOTE 7 – LONG-TERM DEBT OBLIGATIONS PAYABLE (continued)**

**Loan Payable – Solar Project I**

In April 2015, the District purchased a solar power system from the State of California-Energy Resources Conservation and Development Commission for \$475,241, with a loan payable for \$475,241 at a 1.0% interest rate per annum. Principal and interest payments are \$17,704 semi-annually on December 22 and June 22. The loan is payable until December 2029. Future remaining payments are as follows:

<u>Fiscal Year</u>	<u>Principal</u>	<u>Interest</u>	<u>Total</u>
2020	\$ 31,957	\$ 3,450	\$ 35,407
2021	32,287	3,120	35,407
2022	32,610	2,797	35,407
2023	32,937	2,470	35,407
2024	33,262	2,146	35,408
2024-2029	171,404	5,633	177,037
2029-2030	17,615	88	17,703
<b>Total</b>	<b>352,072</b>	<b>\$ 19,704</b>	<b>\$ 371,776</b>
Current	<u>(31,957)</u>		
Long-term	<u>\$ 320,115</u>		

**Loan Payable – Solar Project II**

In fiscal year 2017, the District purchased a solar power system from the State of California-Energy Resources Conservation and Development Commission for \$227,475, with a loan payable for \$227,475 at a 1.0% interest rate per annum. Principal and interest payments are \$12,575 semi-annually on December 22 and June 22. The loan is payable until June 2036. Future remaining payments are as follows:

<u>Fiscal Year</u>	<u>Principal</u>	<u>Interest</u>	<u>Total</u>
2020	\$ 10,635	\$ 1,940	\$ 12,575
2021	10,747	1,828	12,575
2022	10,855	1,720	12,575
2023	10,964	1,611	12,575
2024	11,070	1,505	12,575
2024-2029	57,052	5,824	62,876
2029-2034	59,971	2,905	62,876
2034-2036	24,840	312	25,152
<b>Total</b>	<b>196,134</b>	<b>\$ 17,645</b>	<b>\$ 213,779</b>
Current	<u>(10,635)</u>		
Long-term	<u>\$ 185,499</u>		



**NORTH COUNTY FIRE PROTECTION DISTRICT**

*Notes to Financial Statements*

June 30, 2019

**NOTE 7 – LONG-TERM DEBT OBLIGATIONS PAYABLE (continued)**

**Note Payable – Station No. 5**

On December 29, 2010, the District executed a note payable for Station No. 5 in the principal amount of \$2,200,000 with interest at 3.00% per annum. The note matures on December 1, 2030, with annual payments of \$182,739 which include principal and interest. Future remaining payments are as follows:

<u>Fiscal Year</u>	<u>Principal</u>	<u>Interest</u>	<u>Total</u>
2020	\$ 99,261	\$ 83,478	\$ 182,739
2021	104,796	77,943	182,739
2022	110,639	72,100	182,739
2023	116,807	65,932	182,739
2024	123,320	59,419	182,739
2024-29	727,734	185,960	913,694
2029-31	259,695	14,412	274,107
<b>Total</b>	<b>1,542,252</b>	<b>\$ 559,244</b>	<b>\$ 2,101,496</b>
Current	(99,261)		
Long-term	<u>\$ 1,442,991</u>		

**Loan Payable – Administrative Building**

On May 24, 2017, the District entered into an installment agreement for \$900,000 to purchase its administration building. The note is payable monthly through August 2030, and compounds interest at a rate of 3.4% per annum. Future remaining payments are as follows:

<u>Fiscal Year</u>	<u>Principal</u>	<u>Interest</u>	<u>Total</u>
2020	\$ 59,616	\$ 26,135	\$ 85,751
2021	61,675	24,076	85,751
2022	63,805	21,946	85,751
2023	66,008	19,743	85,751
2024	68,288	17,463	85,751
2024-2029	378,485	50,268	428,753
2029-2031	97,948	2,094	100,042
<b>Total</b>	<b>795,825</b>	<b>\$ 161,725</b>	<b>\$ 957,550</b>
Current	(59,616)		
Long-term	<u>\$ 736,209</u>		

**NORTH COUNTY FIRE PROTECTION DISTRICT**

*Notes to Financial Statements*

*June 30, 2019*

**NOTE 7 – LONG-TERM DEBT OBLIGATIONS PAYABLE (continued)**

**Capital Lease Payable – Radios**

The District entered a capital lease in November 2016 for the purchase of radios to be placed in the District's emergency response vehicles for use in communications with the San Diego County Regional Communications System (RCS). Total purchase price was \$579,815 at a 3.19% nominal annual rate. Payments of \$151,851 are due beginning November 2018, annually through November 2021. Future remaining payments are as follows:

<u>Fiscal Year</u>	<u>Principal</u>	<u>Interest</u>	<u>Total</u>
2020	\$ 138,199	\$ 13,652	\$ 151,851
2021	142,608	9,243	151,851
2022	147,157	4,694	151,851
Total	427,964	\$ 27,589	\$ 455,553
Current	(138,199)		
Long-term	\$ 289,765		

**Capital Lease Payable – Ambulance Remount**

The District entered a capital lease in July 2018 for one new ambulance remount (chassis) with associated equipment. The initial payment was due October 2018 and payments required annually thereafter of \$50,794. Total purchase cost is \$145,000 with an implicit interest rate of approximately 1.7%. The lessor retains a first lien security interest in the property while the lease agreement is in place.

<u>Fiscal Year</u>	<u>Principal</u>	<u>Interest</u>	<u>Total</u>
2020	\$ 46,697	\$ 4,096	\$ 50,793
2021	48,703	2,091	50,794
Total	95,400	\$ 6,187	\$ 101,587
Current	(46,697)		
Long-term	\$ 48,703		

**NORTH COUNTY FIRE PROTECTION DISTRICT**

*Notes to Financial Statements*

*June 30, 2019*

**NOTE 7 – LONG-TERM DEBT OBLIGATIONS PAYABLE (continued)**

**Capital Lease Payable – Two Pumpers**

The District entered a capital lease in July 2018 for two new pumpers with associated equipment for use in fire programs. The initial payment was due August 2019 and payments required quarterly thereafter of \$33,495 through May 2034. Total purchase cost is \$1,464,657 with an implicit interest rate of approximately 7.4%. The lessor retains a first lien security interest in the property while the lease agreement is in place.

<u>Fiscal Year</u>	<u>Principal</u>	<u>Interest</u>	<u>Total</u>
2020	\$ 28,598	\$ 105,382	\$ 133,980
2021	78,493	55,487	133,980
2022	81,635	52,345	133,980
2023	84,903	49,077	133,980
2024	88,301	45,679	133,980
2024-2029	497,438	172,462	669,900
2029-2034	<u>605,289</u>	<u>64,612</u>	<u>669,901</u>
Total	1,464,657	\$ 545,044	\$ 2,009,701
Current	<u>(28,598)</u>		
Long-term	<u>\$ 1,436,059</u>		

**NOTE 8 – COMPENSATED ABSENCES**

Compensated absences comprise unpaid vacation leave which is accrued as earned. The District's liability for compensated absences is determined annually.

The changes to the compensated absences balance at June 30, 2019 were as follows:

<u>Balance</u>			<u>Balance</u>	<u>Current</u>	<u>Long-term</u>
<u>July 1, 2018</u>	<u>Additions</u>	<u>Deletions</u>	<u>June 30, 2019</u>	<u>Portion</u>	<u>Portion</u>
<u>\$ 2,023,321</u>	<u>\$ 1,056,412</u>	<u>\$ (1,000,000)</u>	<u>\$ 2,079,733</u>	<u>\$ 1,000,000</u>	<u>\$ 1,079,733</u>

**NOTE 9 – WORKERS' COMPENSATION**

The District is exposed to various risks of loss and has effectively managed risk through a combination of insurance, with deductibles, self-insurance, and employee education and prevention programs. Expenditures and claims are recognized when it is probable that a loss has occurred and the amount of the loss can be reasonably estimated. In determining claims, events that might create claims, but for which none have been reported, are considered. In addition, there were no settlements or claims in the past three years that exceeded insurance coverage.

**NORTH COUNTY FIRE PROTECTION DISTRICT**

*Notes to Financial Statements*

*June 30, 2019*

**NOTE 9 – WORKERS’ COMPENSATION (continued)**

The District is self-insured for workers’ compensation benefits. The District is one of nine participants in the Public Agency Self-Insurance System (PASIS). PASIS is a joint-powers authority which was established in 1977 for the purpose of operating and maintaining a cooperative program of self-insurance and risk management for workers’ compensation. There is no pooling of workers’ compensation liability between the participants, and each participant self-insures their liability up to \$300,000 per occurrence. As of June 30, 2019, the District had \$473,794 on deposit with PASIS.

All members are responsible for paying their own claims and related expenses. PASIS may advance funds to members who have incurred large losses; however, these advances must be repaid.

Excess insurance is purchased above the self-insured retention. As of June 30, 2019, the liability for workers’ compensation claims payable was estimated at \$2,897,373.

Changes in workers’ compensation claims payable for the year ended June 30, 2019, were as follows:

<u>Description</u>	<u>Balance</u>
Estimated claims balance – July 1, 2018	<u>\$ 2,749,945</u>
Claim payments	7,402,138
Revised claims estimate	<u>(7,254,710)</u>
Change in claims balance	147,428
Estimated claims balance – June 30, 2019	<u><u>\$ 2,897,373</u></u>

**NOTE 10 – PENSION PLANS**

**A. General Information About the Pension Plans**

The net pension liability balances have a measurement date of June 30, 2018, which are rolled-forward for the District’s fiscal year ended June 30, 2019.

In this footnote, the District’s net pension liability is comprised of a net pension liability balance and the balance of the District’s pension-related debt – CalPERS side-funds as follows:

<u>Description</u>	<u>Balance</u>
Net pension liability	<u>\$ 23,558,181</u>
Pension-related debt – CalPERS side-fund	794,687
Total net pension liability balance for footnote	<u><u>\$ 24,352,868</u></u>

The changes in the components of the net pension liability, detailed by risk pool, are as follows:

<u>Description</u>	<u>Miscellaneous Plans</u>	<u>Safety Plans</u>	<u>Total</u>
Deferred outflows - pension related	\$ 1,108,228	\$ 5,658,179	\$ 6,766,407
Net pension liability	3,034,277	21,318,591	24,352,868
Deferred inflows - pension related	341,641	1,074,966	1,416,607

**NORTH COUNTY FIRE PROTECTION DISTRICT**

*Notes to Financial Statements*

*June 30, 2019*

**NOTE 10 - PENSION PLANS (continued)**

**A. General Information About the Pension Plans (continued)**

***The Plans Description Schedule***

The District has engaged with CalPERS to administer the following pension plans for its employees (members):

	<b>Miscellaneous Plans</b>	
	<b>Classic Tier 1</b>	<b>PEPRA Tier 2</b>
	Prior to December 31, 2012	On or after January 1, 2013
Hire date		
Benefit formula	2.7% @ 55	2.0% @ 62
Benefit vesting schedule	5-years or service	5-years or service
Benefits payments	Monthly for life	Monthly for life
Retirement age	50 - 67 & up	52 - 67 & up
Monthly benefits, as a % of eligible compensation	2.0% to 2.7%	1.0% to 2.0%
Required member contribution rates	8.000%	6.500%
Required employer contribution rates	12.470%	6.908%
	<b>Safety Plans</b>	
	<b>Classic Tier 1</b>	<b>PEPRA Tier 2</b>
	Prior to December 31, 2012	On or after January 1, 2013
Hire date		
Benefit formula	3.0% @ 55	2.7% @ 57
Benefit vesting schedule	5-years or service	5-years or service
Benefits payments	Monthly for life	Monthly for life
Retirement age	50 - 55 & up	50 - 57 & up
Monthly benefits, as a % of eligible compensation	2.4% to 3.0%	2.0% to 2.7%
Required member contribution rates	9.000%	12.250%
Required employer contribution rates	19.520%	12.729%

***Plan Description***

The District contributes to the California Public Employees' Retirement System (CalPERS), a cost-sharing multiple-employer defined benefit pension plan. CalPERS acts as a common investment and administrative agent for participating public entities within the State of California. A full description of the pension plan, benefit provisions, assumptions (for funding, but not accounting purposes), and membership information are listed in the June 30, 2017 Annual Actuarial Valuation Report. This report and CalPERS' audited financial statements are publicly available reports that can be obtained at CalPERS' website under Forms and Publications.

**NORTH COUNTY FIRE PROTECTION DISTRICT**

*Notes to Financial Statements*

*June 30, 2019*

**NOTE 10 - PENSION PLANS (continued)**

**A. General Information About the Pension Plans (continued)**

**Members Covered by Benefit Terms**

At June 30, 2018 (Measurement Date), the following members were covered by the benefit terms:

Plan Members	Miscellaneous Plans		
	Classic Tier 1	PEPRA Tier 2	Total
Active members	5	21	26
Transferred and terminated members	4	3	7
Separated members	2	1	3
Retired members and beneficiaries	30	-	30
<b>Total plan members</b>	<b>41</b>	<b>25</b>	<b>66</b>

Plan Members	Safety Plans		
	Classic Tier 1	PEPRA Tier 2	Total
Active members	48	6	54
Transferred and terminated members	45	22	67
Separated members	12	6	18
Retired members and beneficiaries	65	-	65
<b>Total plan members</b>	<b>170</b>	<b>34</b>	<b>204</b>

**Benefits Provided**

CalPERS provides retirement and disability benefits, annual cost-of-living adjustments, and death benefits to plan members and beneficiaries. A Classic CalPERS Miscellaneous member becomes eligible for service retirement upon attainment of age 55 with at least 5 years of credited service. Public Employees' Pension Reform Act (PEPRA) Miscellaneous members become eligible for service retirement upon attainment of age 62 with at least 5 years of service. The service retirement benefit is a monthly allowance equal to the product of the benefit factor, years of service, and final compensation. The final compensation is the monthly average of the member's highest 36 full-time equivalent monthly pay. Retirement benefits for Classic Miscellaneous and Safety members are calculated as a percentage of their plan based the average final 36 months compensation. Retirement benefits for PEPRA Miscellaneous and Safety members are calculated as a percentage of their plan based the average final 36 months compensation.

Participant members are eligible for non-industrial disability retirement if they become disabled and have at least 5 years of credited service. There is no special age requirement. The standard non-industrial disability retirement benefit is a monthly allowance equal to 1.8% of final compensation, multiplied by service. Industrial disability benefits are not offered to miscellaneous employees. A member's beneficiary may receive the basic death benefit if the member dies while actively employed. The member must be actively employed with the District to be eligible for this benefit. A member's survivor who is eligible for any other pre-retirement death benefit may choose to receive that death benefit instead of this basic death benefit.

**NORTH COUNTY FIRE PROTECTION DISTRICT**

*Notes to Financial Statements*

*June 30, 2019*

**NOTE 10 - PENSION PLANS (continued)**

**A. General Information About the Pension Plans (continued)**

***Benefits Provided (continued)***

The basic death benefit is a lump sum in the amount of the members' accumulated contributions, where interest is currently credited at 7.15% per year, plus a lump sum in the amount of one month's salary for each completed year of current service, up to a maximum of six months' salary. For purposes of this benefit, one month's salary is defined as the member's average monthly full-time rate of compensation during the 12 months preceding death.

Upon the death of a retiree, a one-time lump sum payment of \$500 will be made to the retiree's designated survivor(s), or to the retiree's estate.

Benefit terms provide for annual cost-of-living adjustments to each member's retirement allowance. Beginning the second calendar year after the year of retirement, retirement and survivor allowances will be annually adjusted on a compound basis by 3%.

***Contributions***

Section 20814(c) of the California Public Employees' Retirement Law (PERL) requires that the employer contribution rates for all public employers will be determined on an annual basis by the actuary and shall be effective on the July 1 following notice of a change in the rate. The total plan contributions are determined through CalPERS' annual actuarial valuation process. The public agency cost-sharing plans covered by the Miscellaneous risk pool, the Plan's actuarially determined rate is based on the estimated amount necessary to pay the Plan's allocated share of the risk pool's costs of benefits earned by employees during the year, and any unfunded accrued liability. The employer is required to contribute the difference between the actuarially determined rate and the contribution rate of members. For the measurement period ended June 30, 2018 (the measurement date), the active member contribution rate for the Classic Miscellaneous and Safety Plans and the PEPRA Miscellaneous and Safety Plans are based above in the Plans Description schedule.

For the year ended June 30, 2019, the contributions made to the Plan were as follows:

<b>Contribution Type</b>	<b>Miscellaneous Plans</b>		
	<b>Classic Tier 1</b>	<b>PEPRA Tier 2</b>	<b>Total</b>
	Contributions - employer	\$ 294,776	\$ 60,009
Contributions - members	31,719	53,269	84,988
<b>Total contributions</b>	<b>\$ 326,495</b>	<b>\$ 113,278</b>	<b>\$ 439,773</b>

<b>Contribution Type</b>	<b>Safety Plans</b>		
	<b>Classic Tier 1</b>	<b>PEPRA Tier 2</b>	<b>Total</b>
	Contributions - employer	\$ 2,167,022	\$ 74,067
Contributions - members	487,905	72,191	560,096
<b>Total contributions</b>	<b>\$ 2,654,927</b>	<b>\$ 146,258</b>	<b>\$ 2,801,185</b>

**NORTH COUNTY FIRE PROTECTION DISTRICT**

*Notes to Financial Statements*

*June 30, 2019*

**NOTE 10 – PENSION PLANS (continued)**

**A. General Information About the Pension Plans (continued)**

**Pension-Related Debt – CalPERS Side-Fund**

As of June 30, 2003, CalPERS implemented risk-pooling for the District’s agent multiple-employer public employee defined benefit pension plan. As a result, the District’s defined benefit pension plan with CalPERS converted from an agent multiple-employer plan to a cost-sharing multiple-employer plan. This change in the type of the plan created the CalPERS Side-Fund, which CalPERS financed at a 7.75% interest rate. CalPERS actuarially calculated the amount needed to bring the District into the cost-sharing multiple-employer plan on an equal basis with other governmental agencies that all had less than 100 active and retired employees combined. The reason that CalPERS switched these governmental agencies into the cost-sharing multiple-employer plan was to smooth out the annual costs related to the pension benefit over a longer period of time resulting in a lower cost of service to the governmental agencies.

A portion of the District’s annual required contributions to CalPERS are actuarially determined and shared by all governmental agencies within the cost sharing risk pool. Also, the District is required to make annual payments to pay-down the CalPERS Side-Fund, as well. The responsibility for paying-down the District’s CalPERS Side-Fund is specific to the District and is not shared by all governmental agencies within the cost sharing risk pool. Therefore, the Side-Fund falls under the definition of pension-related debt and is recorded as liability on the District’s financial statements aside from the District’s net pension liability.

Annual payments on the CalPERS Side-Fund represent principal and interest payments on the pension-related debt. Debt principal and interest expense is blended into the CalPERS pension benefit rate by individual class of District employee and repaid to CalPERS each payroll period throughout the fiscal year. The following is a pay-down schedule of the remaining payments of the District’s CalPERS Side-Fund at a 7.50% interest rate, which was reduced by CalPERS in fiscal year 2012 for fiscal years 2012 and beyond as follows:

<u>Pension Related Debt</u>	<u>Balance July 1, 2018</u>	<u>Additions</u>	<u>Payments</u>	<u>Balance June 30, 2019</u>	<u>Current Portion</u>	<u>Long-term Portion</u>
CalPERS Side-Fund – Miscellaneous	\$ 866,461	\$ -	\$ (71,774)	\$ 794,687	\$ 78,953	\$ 715,734

The following represents the District’s repayment schedules for the pension-related debt as follows:

***Pension Related Debt – CalPERS Side-Fund – Miscellaneous Classic Plan***

<u>Fiscal Year</u>	<u>Principal</u>	<u>Interest</u>	<u>Total</u>
2020	\$ 78,953	\$ 54,910	\$ 133,863
2021	89,038	48,841	137,879
2022	100,004	42,011	142,015
2023	111,921	34,355	146,276
2024	124,866	25,798	150,664
2025	138,917	16,257	155,174
2026	150,988	5,676	156,664
Total	\$ 794,687	\$ 227,848	\$ 1,022,535



**NORTH COUNTY FIRE PROTECTION DISTRICT**

*Notes to Financial Statements*

*June 30, 2019*

---

**NOTE 10 – PENSION PLANS (continued)**

**B. Net Pension Liability, Pension Expenses, Deferred Outflows of Resources and Deferred Inflows of Resources Related to Pension Plans**

***Actuarial Methods and Assumptions Used to Determine the Total Pension Liability***

For the measurement period ended June 30, 2017 (the measurement date), the total pension liability was determined by rolling forward the June 30, 2016 total pension liability. The June 30, 2017 total pension liability was based on the following actuarial methods and assumptions:

Actuarial Cost Method	Entry Age Normal in accordance with the requirement of GASB Statement No. 68
Actuarial Assumptions:	
Discount Rate	7.15%
Inflation	2.50%
Salary Increases	Varies by Entry Age and Service
Investment Rate of Return	7.50% Net of Pension Plan Investment and Administrative Expenses; includes Inflation
Mortality Rate Table	Derived using CalPERS' Membership Data for all Funds. The mortality table used was developed based on CalPERS' specific data. The table includes 20 years of mortality improvements using Society of Actuaries Scale BB
Post Retirement Benefit Increase	Contract COLA up to 2.50% until Purchasing Power Protection Allowance Floor on Purchasing Power applies, 2.50% thereafter

All other actuarial assumptions used in the June 30, 2016 valuation were based on the results of an actuarial experience study for the period from 1997 to 2011, including updates to salary increase, mortality and retirement rates. The Experience Study report can be obtained at CalPERS' website under Forms and Publications.

***Discount Rate***

The discount rate used to measure the total pension liability was 7.15% and reflects the long-term expected rate of return for the Plan net of investment expenses and without reduction for administrative expenses. To determine whether the municipal bond rate should be used in the calculation of the discount rate for public agency plans (including PERF C), the amortization and smoothing periods adopted by the CalPERS Board in 2013 were used. For the Plan, the crossover test was performed for a miscellaneous agent plan and a safety agent plan selected as being more at risk of failing the crossover test and resulting in a discount rate that would be different from the long-term expected rate of return on pension investments. Based on the testing of the plans, the tests revealed the assets would not run out. Therefore, the long-term expected rate of return on pension plan investments was applied to all periods of projected benefit payments to determine total pension liability for PERF C. The crossover test results can be found on CalPERS' website at <https://www.calpers.ca.gov/page/employers/actuarial-services/gasb>.

The long-term expected rate of return on pension plan investments was determined using a building-block method in which best estimate ranges of expected future real rates of return (expected returns, net of pension plan investment expense and inflation) are developed for each major asset class.

**NORTH COUNTY FIRE PROTECTION DISTRICT**

*Notes to Financial Statements*

*June 30, 2019*

**NOTE 10 - PENSION PLANS (continued)**

**B. Net Pension Liability, Pension Expenses, Deferred Outflows of Resources and Deferred Inflows of Resources Related to Pension Plans (continued)**

***Discount Rate (continued)***

In determining the long-term expected rate of return, CalPERS took into account both short-term and long-term market return expectations as well as the expected pension fund cash flows. Using historical returns of all of the funds' asset classes, expected compound (geometric) returns were calculated over the short-term (first 10 years) and the long-term (11+ years) using a building-block approach. Using the expected nominal returns for both short-term and long-term, the present value of benefits was calculated for each fund. The expected rate of return was set by calculating the rounded single equivalent expected return that arrived at the same present value of benefits for cash flows as the one calculated using both short-term and long-term returns. The expected rate of return was then set to equal to the single equivalent rate calculated above and adjusted to account for assumed administrative expenses.

The table below reflects long-term expected real rate of return by asset class.

<u>Investment Type</u>	<u>New Strategic Allocation</u>	<u>Real Return Years 1 - 10<sup>1</sup></u>	<u>Real Return Years 11+<sup>2</sup></u>
Global Equity	50.0%	4.80%	5.98%
Fixed Income	28.0%	0.80%	2.27%
Inflation Assets	0.0%	0.77%	1.81%
Private Equity	8.0%	6.30%	7.23%
Real Estate	13.0%	3.75%	4.93%
Liquidity	1.0%	0.00%	-0.92%
	<u>100.0%</u>		

<sup>1</sup> An expected inflation rate-of-return of 2.00% is used for years 1 – 10.

<sup>2</sup> An expected inflation rate-of-return of 2.92% is used for years 11+.

***Sensitivity of the District's Proportionate Share of the Net Pension Liability to Changes in the Discount Rate***

The following presents the District's proportionate share of the net pension liability of the Plan as of the measurement date, calculated using the discount rate of 7.15%, as well as what the District's proportionate share of the net pension liability would be if it were calculated using a discount rate that is 1 percentage-point lower or 1 percentage-point higher than the current rate:

<u>Plan Type</u>	<u>Plan's Net Pension Liability/(Asset)</u>		
	<u>Discount Rate - 1%</u>	<u>Current Discount Rate</u>	<u>Discount Rate + 1%</u>
	<u>6.15%</u>	<u>7.15%</u>	<u>8.15%</u>
CalPERS - Miscellaneous Plan	<u>\$ 4,223,103</u>	<u>\$ 3,034,277</u>	<u>\$ 2,052,920</u>

<u>Plan Type</u>	<u>Plan's Net Pension Liability/(Asset)</u>		
	<u>Discount Rate - 1%</u>	<u>Current Discount Rate</u>	<u>Discount Rate + 1%</u>
	<u>6.15%</u>	<u>7.15%</u>	<u>8.15%</u>
CalPERS - Safety Plan	<u>\$ 33,705,762</u>	<u>\$ 21,318,591</u>	<u>\$ 11,169,523</u>

**NORTH COUNTY FIRE PROTECTION DISTRICT**

*Notes to Financial Statements*

June 30, 2019

**NOTE 10 – PENSION PLANS (continued)**

**B. Net Pension Liability, Pension Expenses, Deferred Outflows of Resources and Deferred Inflows of Resources Related to Pension Plans (continued)**

***Pension Plan Fiduciary Net Position***

Detail information about the plan’s fiduciary net position is available in the separately issued CalPERS financial report and can be obtained from CalPERS’ website under Forms and Publications.

***Proportionate Share of Net Pension Liability and Pension Expense***

The following table shows the plan’s proportionate share of the risk pool collective net pension liability over the measurement period for the CalPERS Miscellaneous and Safety Plans:

<u>Plan Type and Balance Descriptions</u>	<u>Plan Total Pension Liability</u>	<u>Plan Fiduciary Net Position</u>	<u>Plan Net Pension Liability</u>
<b>CalPERS – Miscellaneous Plan:</b>			
Balance as of June 30, 2017 (Measurement Date)	\$ 8,634,521	\$ 5,495,105	\$ 3,139,416
Balance as of June 30, 2018 (Measurement Date)	\$ 8,788,467	\$ 5,754,190	\$ 3,034,277
<b>Change in Plan Net Pension Liability</b>	<b>\$ 153,946</b>	<b>\$ 259,085</b>	<b>\$ (105,139)</b>

<u>Plan Type and Balance Descriptions</u>	<u>Plan Total Pension Liability</u>	<u>Plan Fiduciary Net Position</u>	<u>Plan Net Pension Liability</u>
<b>CalPERS – Safety Plan:</b>			
Balance as of June 30, 2017 (Measurement Date)	\$ 86,127,003	\$ 64,596,689	\$ 21,530,314
Balance as of June 30, 2018 (Measurement Date)	\$ 89,855,604	\$ 68,537,013	\$ 21,318,591
<b>Change in Plan Net Pension Liability</b>	<b>\$ 3,728,601</b>	<b>\$ 3,940,324</b>	<b>\$ (211,723)</b>

***Allocation of Pension Amounts to Individual Employers***

CalPERS has prepared separate GASB 68 Accounting Valuation Reports for the miscellaneous risk pool and the safety risk pool. The Schedules of Employer Allocations provide allocation factors by employer for rate plans within the miscellaneous and safety risk pools based on the following allocation methodology:

The Schedules of Employer Allocations includes two ratios:

- 1) *Actuarial Accrued Liability* – Determined based on the Actuarial Accrued Liability from the most recent Actuarial Valuation Report as of June 30, 2017 used for funding purposes.
- 2) *Market Value of Assets* – Determined based on the sum of the Market Value of Assets (MVA) from the most recent Actuarial Valuation Report as of June 30, 2017 used for funding purposes plus supplemental payments made by employers during the current measurement period to reduce their unfunded actuarial accrued liabilities.

**NORTH COUNTY FIRE PROTECTION DISTRICT**

*Notes to Financial Statements*

*June 30, 2019*

---

**NOTE 10 - PENSION PLANS (continued)**

**B. Net Pension Liability, Pension Expenses, Deferred Outflows of Resources and Deferred Inflows of Resources Related to Pension Plans (continued)**

***Allocation of Pension Amounts to Individual Employers (continued)***

The Schedules of Employer Allocations is based on Actuarial Valuation Reports that are one year in arrears. As such, there will be a one year lag between the time an employer enters the Plan and the fiscal year the employer is first included on the Schedule of Employer Allocations. Employers joining the Plan during the fiscal year ended June 30, 2018, will be included in the Schedule of Employer Allocations as of and for the fiscal year ended June 30, 2019.

The employers' proportionate share percentages of the miscellaneous and safety risk pools were first determined at the rate plan level. The employer's total proportion of the respective miscellaneous and safety risk pools reflects the sum of the proportions of the respective miscellaneous and safety rate plans.

When applying the allocation methodology to the collective miscellaneous or safety risk pool pension amounts, employers should determine proportionate shares using the employer allocation factors as follows:

- 1) *Total Pension Liability (TPL)* - Allocate based on the employer's share of the Actuarial Accrued Liability.
- 2) *Fiduciary Net Position (FNP)* - Allocate based on the employer's share of the Market Value of Assets plus Additional Payments.
- 3) *Net Pension Liability (NPL)* - After completing the above calculations, subtract FNP from TPL to calculate the employer's NPL.
- 4) *Deferred Outflows of Resources, Deferred Inflows of Resources* - Allocate based on the employer's share of the Actuarial Accrued Liability.
- 5) *Pension Expense* - After completing the above calculations, calculate the employer's share of collective pension expense based on the employer's share of changes in net pension liability, changes in deferred outflows and deferred inflows of resources, and the employer's contributions for the fiscal year ended June 30, 2017. The Schedule of Collective Pension Amounts does not reflect employer-specific amounts such as changes in proportion, differences between actual employer contributions and employer's proportionate shares of contributions, and employer contributions to PERF C subsequent to the measurement date as defined in GASB Statement No. 68 paragraphs 54, 55, and 57. Appropriate treatment of such amounts is the responsibility of the employers.

An employer's proportionate share of pension amounts for PERF C equals the sum of the employer's proportionate share of pension amounts for the respective miscellaneous and safety risk pools.

**NORTH COUNTY FIRE PROTECTION DISTRICT**

*Notes to Financial Statements*

*June 30, 2019*

**NOTE 10 - PENSION PLANS (continued)**

**B. Net Pension Liability, Pension Expenses, Deferred Outflows of Resources and Deferred Inflows of Resources Related to Pension Plans (continued)**

***Proportionate Share of Net Pension Liability and Pension Expense***

The District's proportionate share of the net pension liability was as follows:

	<b>Percentage Share of Risk Pool</b>		<b>Change Increase/ (Decrease)</b>
	<b>Fiscal Year Ending</b>	<b>Fiscal Year Ending</b>	
	<b>June 30, 2019</b>	<b>June 30, 2018</b>	
<b>CalPERS - Miscellaneous Plan</b>			
Measurement Date	June 30, 2018	June 30, 2017	
Percentage of Risk Pool Net Pension Liability	0.08051%	0.07964%	0.00087%
Percentage of Plan (PERF C) Net Pension Liability	0.03149%	0.03166%	-0.00017%

	<b>Percentage Share of Risk Pool</b>		<b>Change Increase/ (Decrease)</b>
	<b>Fiscal Year Ending</b>	<b>Fiscal Year Ending</b>	
	<b>June 30, 2019</b>	<b>June 30, 2018</b>	
<b>CalPERS - Safety Plan</b>			
Measurement Date	June 30, 2018	June 30, 2017	
Percentage of Risk Pool Net Pension Liability	0.36333%	0.36033%	0.00300%
Percentage of Plan (PERF C) Net Pension Liability	0.22123%	0.21710%	0.00413%

For the year ended June 30, 2019, the District recognized pension expense in the amounts of \$471,646 and \$3,411,780 for the Classic Miscellaneous and Safety plans, respectively, which total \$3,883,426.

**NORTH COUNTY FIRE PROTECTION DISTRICT**  
*Notes to Financial Statements*  
 June 30, 2019

**NOTE 10 - PENSION PLANS (continued)**

**B. Net Pension Liability, Pension Expenses, Deferred Outflows of Resources and Deferred Inflows of Resources Related to Pension Plans (continued)**

***Deferred Outflows of Resources and Deferred Inflows of Resources***

At June 30, 2019, the District reported deferred outflows of resources and deferred inflows of resources related to pensions from the following sources:

<u>Type of Account</u>	<u>Balance as of July 1, 2018</u>	<u>Additions</u>	<u>Deletions</u>	<u>Balance as of June 30, 2019</u>
<b>Deferred Outflows of Resources:</b>				
Pension contributions made after the measurement date:				
CalPERS – Miscellaneous Plan	\$ 297,450	\$ 354,785	\$ (297,450)	\$ 354,785
CalPERS – Safety Plan	2,009,749	2,241,089	(2,009,749)	2,241,089
Sub-total	<u>2,307,199</u>	<u>2,595,874</u>	<u>(2,307,199)</u>	<u>2,595,874</u>
Difference between actual and proportionate share of employer contributions:				
CalPERS – Miscellaneous Plan	85,126	15,673	-	100,799
CalPERS – Safety Plan	82,548	-	(29,481)	53,067
Sub-total	<u>167,674</u>	<u>15,673</u>	<u>(29,481)</u>	<u>153,866</u>
Adjustment due to differences in proportions:				
CalPERS – Miscellaneous Plan	246,167	-	(70,861)	175,306
CalPERS – Safety Plan	47,370	605,191	-	652,561
Sub-total	<u>293,537</u>	<u>605,191</u>	<u>(70,861)</u>	<u>827,867</u>
Differences between projected and actual earnings on pension plan investments:				
CalPERS – Miscellaneous Plan	81,485	-	(66,484)	15,001
CalPERS – Safety Plan	795,351	-	(651,014)	144,337
Sub-total	<u>876,836</u>	<u>-</u>	<u>(717,498)</u>	<u>159,338</u>
Differences between expected and actual experience:				
CalPERS – Miscellaneous Plan	2,904	113,516	-	116,420
CalPERS – Safety Plan	251,525	206,540	-	458,065
Sub-total	<u>254,429</u>	<u>320,056</u>	<u>-</u>	<u>574,485</u>
Changes in assumptions:				
CalPERS – Miscellaneous Plan	360,300	-	(14,383)	345,917
CalPERS – Safety Plan	3,647,744	-	(1,538,684)	2,109,060
Sub-total	<u>4,008,044</u>	<u>-</u>	<u>(1,553,067)</u>	<u>2,454,977</u>
<b>Total deferred outflows of resources</b>	<b><u>\$ 7,907,719</u></b>	<b><u>\$ 3,536,794</u></b>	<b><u>\$ (4,678,106)</u></b>	<b><u>\$ 6,766,407</u></b>

**NORTH COUNTY FIRE PROTECTION DISTRICT**  
*Notes to Financial Statements*  
 June 30, 2019

**NOTE 10 - PENSION PLANS (continued)**

**B. Net Pension Liability, Pension Expenses, Deferred Outflows of Resources and Deferred Inflows of Resources Related to Pension Plans (continued)**

*Deferred Outflows of Resources and Deferred Inflows of Resources (continued)*

Type of Account	Balance as of July 1, 2018	Additions	Deletions	Balance as of June 30, 2019
<b>Deferred Inflows of Resources:</b>				
Difference between actual and proportionate share of employer contributions:				
CalPERS – Safety Plan	\$ 68,405	\$ 683,295	\$ -	\$ 751,700
Sub-total	68,405	683,295	-	751,700
Adjustment due to differences in proportions:				
CalPERS – Miscellaneous Plan	15,769	201,478	-	217,247
CalPERS – Safety Plan	373,942	-	(334,624)	39,318
Sub-total	389,711	201,478	(334,624)	256,565
Differences between expected and actual experience:				
CalPERS – Miscellaneous Plan	41,603	-	(1,986)	39,617
CalPERS – Safety Plan	65,579	-	(63,842)	1,737
Sub-total	107,182	-	(65,828)	41,354
Changes in assumptions:				
CalPERS – Miscellaneous Plan	27,473	57,304	-	84,777
CalPERS – Safety Plan	279,865	2,346	-	282,211
Sub-total	307,338	59,650	-	366,988
<b>Total deferred inflows of resources</b>	<b>\$ 872,636</b>	<b>\$ 944,423</b>	<b>\$ (400,452)</b>	<b>\$ 1,416,607</b>

A summary of deferred outflows and deferred inflows is shown here:

Account Description	Deferred Outflows of Resources	Deferred Inflows of Resources
Pension contributions made after the measurement date	\$ 2,595,874	\$ -
Difference between actual and proportionate share of employer contributions	153,866	751,700
Adjustment due to differences in proportions	827,867	256,565
Differences between expected and actual experience	574,485	41,354
Differences between projected and actual earnings on pension plan investments	159,338	-
Changes in assumptions	2,454,977	366,988
<b>Total Deferred Outflows/(Inflows) of Resources</b>	<b>\$ 6,766,407</b>	<b>\$ 1,416,607</b>

**NORTH COUNTY FIRE PROTECTION DISTRICT**

*Notes to Financial Statements*

*June 30, 2019*

---

**NOTE 10 – PENSION PLANS (continued)**

**B. Net Pension Liability, Pension Expenses, Deferred Outflows of Resources and Deferred Inflows of Resources Related to Pension Plans (continued)**

***Deferred Outflows of Resources and Deferred Inflows of Resources (continued)***

The District will recognize \$2,595,874 reported as deferred outflows of resources related to pensions resulting from the District’s contributions subsequent to the measurement date as a reduction of the net pension liability in the fiscal year ended June 30, 2020, as noted on the prior page.

Other remaining amounts reported as deferred outflows of resources and deferred inflows of resources related to pensions will be amortized to pension expense in future periods as follows:

<u>Amortization Period</u> <u>Fiscal Year Ended June 30,</u>	<u>Outflows/(Inflows)</u> <u>of Resources</u>
2020	\$ 2,248,819
2021	1,302,049
2022	(692,722)
2023	(174,955)
<b>Total</b>	<b>\$ 2,683,191</b>

The amortization period differs depending on the source of the gain or loss. The difference between projected and actual earnings is amortized over 5-years straight line. All other amounts are amortized straight-line over the average expected remaining service lives of all members that are provided with benefits (active, inactive and retired) as of the beginning of the measurement period.

The expected average remaining service lifetime (EARSL) for PERF C for the measurement date ending June 30, 2018 is 3.8 years, which was obtained by dividing the total service years of 516,147 (the sum of remaining service lifetimes of the active employees) by 135,474 (the total number of participants: active, inactive, and retired) in PERF C. Inactive employees and retirees have remaining service lifetimes equal to 0. Total future service is based on the members’ probability of decrementing due to an event other receiving a cash fund.

**NOTE 11 – POSTEMPLOYMENT BENEFITS OTHER THAN PENSIONS (OPEB)**

**A. General Information about the OPEB Plan**

**Plan description**

The District provides other postemployment benefits (OPEB) to employees who retire from the District and meet certain eligibility requirements. The contribution requirements of single-employer plan members and the District are established and may be amended by the Board of Directors. The District implemented its OPEB plan in the fiscal year ended June 30, 2014 when the District joined CalPERS for medical insurance for its employees and retirees. No assets are accumulated in a trust that meets the criteria in paragraph 4 of Statement 75.



**NORTH COUNTY FIRE PROTECTION DISTRICT**

*Notes to Financial Statements*

*June 30, 2019*

**NOTE 11 - POSTEMPLOYMENT BENEFITS OTHER THAN PENSIONS (OPEB) (continued)**

**A. General Information about the OPEB Plan (continued)**

**Benefits provided**

Following is a description of the current retiree benefit plan:

	<u>Firefighters</u>	<u>Miscellaneous</u>
Benefit types provided	Medical only	Medical only
Duration of Benefits	Lifetime	Lifetime
Required Service	CalPERS Retirement	CalPERS Retirement
Minimum Age	CalPERS Retirement	CalPERS Retirement
Dependent Coverage	Surviving Spouse only	Surviving Spouse only
District Contribution %	100% to cap	100% to cap
District Cap	Minimum employer contribution under PEMHCA*	Minimum employer contribution under PEMHCA*

\* \$136 per month in 2018 indexed to Medical component of the CPI

**Employees covered by benefit terms**

At June 30, 2019, the following employees were covered by the benefit terms:

Inactive employees entitled to but not yet receiving benefit payments	31
Active employees	<u>62</u>
Total	<u><u>93</u></u>

**B. Total OPEB Liability**

The District's total OPEB liability of \$3,689,312 was measured as of June 30, 2019, and was determined by an actuarial valuation as of that date.

**Actuarial assumptions and other inputs**

The total OPEB liability in the June 30, 2019 actuarial valuation was determined using the following actuarial assumptions and other inputs, applied to all periods included in the measurement, unless otherwise specified:

Discount Rate	3.15%
Inflation	2.75%
Salary Increases	Salary Scale plus Merit
Investment Rate of Return	3.15%
Mortality Rate	CalPERS Membership Data
Pre-Retirement Turnover	CalPERS Membership Data
Healthcare Trend Rate	4%

**NORTH COUNTY FIRE PROTECTION DISTRICT**

*Notes to Financial Statements*

June 30, 2019

---

**NOTE 11 – POSTEMPLOYMENT BENEFITS OTHER THAN PENSIONS (OPEB) (continued)**

**B. Total OPEB Liability (continued)**

*Mortality, Retirement & Turnover Assumptions*

The mortality assumptions are based on the 2014 CalPERS Active and Retiree Mortality for Miscellaneous and Safety Employees table created by CalPERS.

The retirement assumptions are based on the 2009 CalPERS 2.0%@60 Rates for Miscellaneous Employees, the 2009 CalPERS 2.7%@55 Rates for Miscellaneous Employees, and the 2009 PERS 3%@55 FIRE RX tables created by CalPERS.

The turnover assumptions are based on the 2009 CalPERS Turnover for Miscellaneous Employees and Sworn Fire Employees tables created by CalPERS.

*Discount Rate*

The discount rate used to measure the total OPEB liability was 3.15 percent. The projection of cash flows used to determine the discount rate assumed that contributions would be sufficient to fully fund the obligation over a period not to exceed 30 years. The Bond Buyer 20 Bond Index was used.

**C. Changes in the Total OPEB Liability**

	<b>Total OPEB Liability</b>
<b>Balance at July 1, 2018</b>	<b>\$ 2,237,699</b>
<b>Changes for the year:</b>	
Service cost	102,156
Interest	87,926
Changes in assumptions	202,727
Changes in benefit terms	1,228,696
Differences in actual experience	(117,846)
Benefit payments	(52,046)
Net changes	<u>1,451,613</u>
<b>Balance at June 30, 2019</b>	<b>\$ 3,689,312</b>

**Sensitivity of the total OPEB liability to changes in the discount rate**

The following presents the total OPEB liability of the District, as well as what the District's total OPEB liability would be if it were calculated using a discount rate that is one percentage-point lower or one percentage-point higher than the current discount rate:

1% Decrease 2.15%	Current Discount Rate 3.15%	1% Increase 4.15%
\$ 4,340,051	\$ 3,689,312	\$ 3,169,861

**NORTH COUNTY FIRE PROTECTION DISTRICT**

*Notes to Financial Statements*

*June 30, 2019*

**NOTE 11 - POSTEMPLOYMENT BENEFITS OTHER THAN PENSIONS (OPEB) (continued)**

**C. Changes in the Total OPEB Liability**

**Sensitivity of the total OPEB liability to changes in the healthcare cost trend rates**

The following presents the total OPEB liability of the District, as well as what the District's total OPEB liability would be if it were calculated using healthcare cost trend rates that are one percentage-point lower or one percentage-point higher than the current healthcare cost trend rates:

1% Decrease 5.0% HMO & 5.5% PPO decreasing to 4.0% HMO & 4.0% PPO	Current Healthcare Cost Trend Rate 5.0% HMO & 5.5% PPO decreasing to 4.0% HMO & 4.0% PPO	1% Increase 7.0% HMO & 7.5% PPO decreasing to 6.0% HMO & 6.0% PPO
\$ 3,075,202	\$ 3,689,312	\$ 4,492,970

**D. OPEB Expense and Deferred Outflows of Resources and Deferred Inflows of Resources Related to OPEB**

For the year ended June 30, 2019, the District recognized OPEB expense of \$1,432,925. At June 30, 2019, the District reported deferred outflows of resources and deferred inflows of resources related to OPEB of the following:

	Deferred Outflows of Resources	Deferred Inflows of Resources
Changes of assumptions	\$ 168,939	\$ -
Differences between expected and actual experience	-	(98,205)
Total	\$ 168,939	\$ (98,205)

Amounts reported as deferred outflows of resources and deferred inflows of resources related to pensions will be recognized in pension expense as follows:

Year Ended June 30:		
2020	\$	14,147
2021		14,147
2022		14,147
2023		14,147
2024		14,146
Thereafter		-
Total	\$	70,734

## **NORTH COUNTY FIRE PROTECTION DISTRICT**

*Notes to Financial Statements*

*June 30, 2019*

---

### **NOTE 12 - DEFERRED COMPENSATION SAVINGS PLAN**

For the benefit of its employees, the District participates in a 457 Deferred Compensation Program. The purpose of this Program is to provide deferred compensation for public employees that elect to participate in the Program. Generally, eligible employees may defer receipt of a portion of their salary until termination, retirement, death or unforeseeable emergency. Until the funds are paid or otherwise made available to the employee, the employee is not obligated to report the deferred salary for income tax purposes.

Federal law requires deferred compensation assets to be held in trust for the exclusive benefit of the participants. Accordingly, the District is in compliance with this legislation. Therefore, these assets are not the legal property of the District, and are not subject to claims of the District's general creditors.

The District has implemented GASB Statement No. 32, *Accounting and Financial Reporting for Internal Revenue Code Section 457 Deferred Compensation Plans*. Since the District has little administrative involvement and does not perform the investing function for this plan, the assets and related liabilities are not shown on the statement of net position.

### **NOTE 13 - JOINT VENTURES**

The District is a member of the North County Dispatch Joint Powers Authority (Authority). The Authority was formed on June 11, 1984, and other member agencies include the North County Fire Protection District, and the cities of Vista, San Marcos, Solana Beach, Oceanside, Encinitas, and Carlsbad. The purpose of the Authority is to provide dispatching and emergency communication services for fire protection, security, and medical services. Each member provides an annually determined contribution towards the ongoing operation of the Authority. In the event of dissolution of the Authority, available assets shall be distributed to the member agencies in proportion to the aggregate contribution made by each agency during the entire term of the agreement.

The activities of the Authority are supervised by a board of directors consisting of eight directors who are appointed by each member's governing body. The District's share of the Authority's assets, liabilities, net position, and changes therein are not available and not material to the District's financial statements. Separate financial statements of the Authority are available at 16936 El Fuego Drive (P.O. Box 1206), Rancho Santa Fe, CA 92067.

### **NOTE 14 - COMMITMENTS AND CONTINGENCIES**

#### **Litigation**

The District is involved in routine litigation incidental to its business and may be subject to claims and litigation from outside parties. After consultation with legal counsel, management believes the ultimate outcome of such matters, if any, will not materially affect its financial condition.

**NORTH COUNTY FIRE PROTECTION DISTRICT**

*Notes to Financial Statements*

*June 30, 2019*

---

**NOTE 15 - RISK MANAGEMENT**

The District is insured for a variety of potential exposures. The following is a summary of the insurance policies carried by the District as of June 30, 2019:

**General liability:** \$1,000,000 per occurrence and \$3,000,000 aggregate. The District purchased additional excess coverage layers: \$10 million per occurrence and \$20 million aggregate for general and auto liability, which increases the limits on the insurance coverage noted above.

**Auto liability:** \$1,000,000 liability limits and deductibles applied to specific vehicles with a \$1,000 deductible on Comprehensive and Collision, and other vehicles have a \$1,000 deductible on Comprehensive and on Collision.

---

---

***Required Supplementary Information***

---

---

**NORTH COUNTY FIRE PROTECTION DISTRICT**  
*Budgetary Comparison Schedule – General Fund*  
*For the Fiscal Year Ended June 30, 2019*

	Adopted Original Budget	Revised Final Budget	Actual	Variance Positive (Negative)
<b>REVENUES:</b>				
Property taxes	\$ 14,656,675	\$ 15,007,530	\$ 14,933,274	\$ (74,256)
Charges for services:				
Ambulance services	1,700,000	1,902,500	2,068,255	165,755
Fire services – CA OES	65,000	70,000	687,747	617,747
Fire prevention	200,000	200,000	277,446	77,446
Annexation fees	-	-	68,534	68,534
Administration	25,000	25,000	211,638	186,638
Operating and capital grant funding	628,090	628,090	454,179	(173,911)
Rental income – cellular towers	85,000	90,000	109,206	19,206
Interest earnings	30,000	30,000	137,880	107,880
Other revenues	845,942	924,908	242,053	(682,855)
<b>Total revenues</b>	<b>18,235,707</b>	<b>18,878,028</b>	<b>19,190,212</b>	<b>312,184</b>
<b>EXPENDITURES:</b>				
Current:				
Salaries and wages	9,522,820	9,871,785	9,386,889	484,896
Employee benefits	4,877,157	4,890,330	4,025,831	864,499
Contracted service costs	555,205	555,205	455,766	99,439
Materials and services	2,102,271	2,315,952	3,263,964	(948,012)
Capital outlay	1,556,929	1,556,929	2,441,007	(884,078)
Debt service:				
Principal	613,438	613,438	661,480	(48,042)
Interest	294,306	294,306	294,306	-
<b>Total expenditures</b>	<b>19,522,126</b>	<b>20,097,945</b>	<b>20,529,243</b>	<b>(431,298)</b>
<b>REVENUES OVER(UNDER) EXPENDITURES</b>	<b>(1,286,419)</b>	<b>(1,219,917)</b>	<b>(1,339,031)</b>	<b>(119,114)</b>
<b>OTHER FINANCING SOURCES(USES):</b>				
Transfers in	200,000	200,000	-	(200,000)
Transfers in from reserves	220,269	760,000	-	(760,000)
Transfers out from reserves	(190,000)	(690,000)	-	690,000
Issuance of debt – capital leases	2,107,100	2,107,100	2,189,472	82,372
<b>Total other financing sources (uses)</b>	<b>2,337,369</b>	<b>2,377,100</b>	<b>2,189,472</b>	<b>(187,628)</b>
<b>Net Changes in Fund Balance</b>	<b>\$ 1,050,950</b>	<b>\$ 1,157,183</b>	<b>850,441</b>	<b>\$ (306,742)</b>
<b>FUND BALANCE:</b>				
Beginning of year			7,947,430	
End of year			<b>\$ 8,797,871</b>	

**NORTH COUNTY FIRE PROTECTION DISTRICT**  
*Budgetary Comparison Schedule – Fire Mitigation Fund*  
*For the Fiscal Year Ended June 30, 2019*

---

	Adopted Original Budget	Revised Final Budget	Actual	Variance Positive (Negative)
<b>REVENUES:</b>				
Mitigation fees	\$ 245,000	\$ 245,000	\$ 587,046	\$ 342,046
Interest earnings	5,000	5,000	25,313	20,313
<b>Total revenues</b>	<b>250,000</b>	<b>250,000</b>	<b>612,359</b>	<b>362,359</b>
<b>EXPENDITURES:</b>				
Current:				
Materials and services	-	-	-	-
Capital outlay	-	-	-	-
<b>Total expenditures</b>	<b>-</b>	<b>-</b>	<b>-</b>	<b>-</b>
<b>REVENUES OVER(UNDER) EXPENDITURES</b>	<b>250,000</b>	<b>250,000</b>	<b>612,359</b>	<b>362,359</b>
<b>OTHER FINANCING SOURCES(USES):</b>				
Transfers (out)	(200,000)	(200,000)	-	200,000
<b>Total other financing sources(uses)</b>	<b>(200,000)</b>	<b>(200,000)</b>	<b>-</b>	<b>200,000</b>
<b>NET CHANGES IN FUND BALANCE</b>	<b>\$ 50,000</b>	<b>\$ 50,000</b>	<b>612,359</b>	<b>\$ 562,359</b>
<b>FUND BALANCE:</b>				
Beginning of year (Deficit)			(814,851)	
End of year (Deficit)			<u>\$ (202,492)</u>	



**NORTH COUNTY FIRE PROTECTION DISTRICT**  
*Schedule of Proportionate Share of the Net Pension Liability*  
**For the Fiscal Year Ended June 30, 2019**

Measurement Date:	Last Ten Fiscal Years*				
	June 30, 2018	June 30, 2017	June 30, 2016	June 30, 2015	June 30, 2014
District's Proportion of the Net Pension Liability	0.252721%	0.248756%	0.251564%	0.248810%	0.272930%
District's Proportionate Share of the Net Pension Liability	\$ 24,352,868	\$ 24,669,730	\$ 21,768,074	\$ 17,078,153	\$ 16,983,012
District's Covered-Employee Payroll	\$ 6,905,639	\$ 6,671,377	\$ 6,461,980	\$ 6,452,080	\$ 6,429,039
District's Proportionate Share of the Net Pension Liability as a Percentage of Covered-Employee Payroll	352.65%	369.78%	336.86%	264.69%	264.16%
Pension Liability	75.31%	78.96%	74.35%	78.96%	78.67%

\* This schedule is required to show information for ten years; however, until a full ten year trend is compiled, information is presented for those years for which information is available.

**Notes to the Schedule:**  
 Changes of Assumptions and Methods:

In 2018, demographic assumptions and inflation rates were changed from 2.75% to 2.50% in accordance with the CalPERS Experience Study and Review of Actuarial Assumptions December 2017. There were no changes in the discount rate.

**NORTH COUNTY FIRE PROTECTION DISTRICT**  
**Schedule of Pension Contributions**  
**For the Fiscal Year Ended June 30, 2019**

**Last Ten Fiscal Years\***

**California Public Employees' Retirement System (CalPERS)**

Fiscal Year:	2018-19	2017-18	2016-17	2015-16	2014-15	2013-14
Actuarially Determined Contribution <sup>1</sup>	\$ 2,595,874	\$ 2,307,199	\$ 2,609,648	\$ 2,249,592	\$ 1,929,643	\$ 1,905,899
Contribution in Relation to the Actuarially Determined Contribution <sup>1</sup>	(2,595,874)	(2,307,199)	(2,609,648)	(2,249,592)	(1,929,643)	(1,905,899)
Contribution Deficiency (Excess)	\$ -	\$ -	\$ -	\$ -	\$ -	\$ -
District's Covered-Employee Payroll <sup>2</sup>	\$ 7,015,425	\$ 6,905,639	\$ 6,671,377	\$ 6,461,980	\$ 6,452,080	\$ 6,429,039
Contributions as a Percentage of Covered-Employee Payroll	37.00%	33.41%	39.12%	34.81%	29.91%	29.65%

\* This schedule is required to show information for ten years; however, until a full ten year trend is compiled, information is presented for those years for which information is available.

<sup>1</sup> Employers are assumed to make contributions equal to the actuarially determined contributions (which is the actuarially determined contribution). However, some employers may choose to make additional contributions towards their side-fund or their unfunded liability. Employer contributions for such plan exceed the actuarial determined contributions. CalPERS has determined that employer obligations referred to as side-funds are not considered separately financed specific liabilities.

<sup>2</sup> Covered-Employee Payroll represented above is based on pensionable earnings provided by the employer. However, GASB No. 68 defines covered-employee payroll as the total payroll of employees that are provided pensions through the pension plan. Accordingly, if pensionable earnings are different than total earnings for covered-employees, the employer should display in the disclosure footnotes the payroll based on total earnings for the covered group and recalculate the required payroll-related ratios.

**Notes to the Schedule:**

Change in Benefit Terms: The figures above do not include any liability impact that may have resulted from plan changes which occurred after June 30, 2013 as they have minimal cost impact. This applies for voluntary benefit changes as well as any offers of Two Years Additional Service Credit (a.k.a. Golden Handshakes).

**NORTH COUNTY FIRE PROTECTION DISTRICT**  
*Schedule of Changes in the District's Total OPEB Liability and Related Ratios*  
*For the Fiscal Year Ended June 30, 2019*

---

Last 10 Fiscal Years\*

	<u>2019</u>	<u>2018</u>
<b>Total OPEB liability</b>		
Service cost	\$ 102,156	\$ 99,422
Interest	87,926	80,966
Changes of benefit terms	1,228,696	-
Differences between expected and actual experience	(117,846)	-
Changes of assumptions or other inputs <sup>1</sup>	202,727	-
Benefit payments	<u>(52,046)</u>	<u>(50,044)</u>
<b>Net change in total OPEB liability</b>	1,451,613	130,344
<b>Total OPEB liability - beginning</b>	<u>2,237,699</u>	<u>2,107,355</u>
<b>Total OPEB liability - ending</b>	<u>\$ 3,689,312</u>	<u>\$ 2,237,699</u>
<b>Covered-employee payroll</b>	<u>\$ 7,015,425</u>	<u>\$ 6,905,639</u>
<b>Total OPEB liability as a percentage of covered-employee payroll</b>	<u>52.59%</u>	<u>32.40%</u>

**Notes to Schedule:**

*\* This schedule is required to show information for ten years; however, until a full ten year trend is compiled, information is presented for those years for which information is available.*

---

---

***Supplementary Information***

---

---

**NORTH COUNTY FIRE PROTECTION DISTRICT**  
*Balance Sheets – Other Governmental Funds*  
*For the Fiscal Year Ended June 30, 2019*

---

<b>ASSETS</b>	<b>Rainbow Subzone</b>		<b>Total</b>
	<b>Operations Fund</b>	<b>Fire Mitigation Fund</b>	
<b>Assets:</b>			
Cash and investments	\$ 842,224	\$ 3,935	\$ 846,159
Accrued interest receivable	8,473	43	8,516
Property taxes receivable	1,424	-	1,424
<b>Total assets</b>	<b>\$ 852,121</b>	<b>\$ 3,978</b>	<b>\$ 856,099</b>
<b>LIABILITIES AND FUND BALANCES</b>			
<b>Fund Balances: (Note 5)</b>			
Restricted	\$ 852,121	\$ 3,978	\$ 856,099
<b>Total liabilities and fund balance</b>	<b>\$ 852,121</b>	<b>\$ 3,978</b>	<b>\$ 856,099</b>

**NORTH COUNTY FIRE PROTECTION DISTRICT**

*Schedule of Revenues, Expenditures, and Changes in Fund Balance – Other Governmental Funds*

*For the Fiscal Year Ended June 30, 2019*

	<b>Rainbow Subzone</b>		<b>Total</b>
	<b>Operations</b>	<b>Fire Mitigation</b>	
	<b>Fund</b>	<b>Fund</b>	
<b>REVENUES:</b>			
Property taxes	\$ 271,297	\$ -	\$ 271,297
Investment earnings	21,737	123	21,860
Other revenues	8	-	8
<b>Total revenues</b>	<b>293,042</b>	<b>123</b>	<b>293,165</b>
<b>EXPENDITURES:</b>			
Current:			
Contracted service costs	6,250	-	6,250
Materials and services	34,169	-	34,169
<b>Total expenditures</b>	<b>40,419</b>	<b>-</b>	<b>40,419</b>
<b>Net Changes in Fund Balance</b>	<b>252,623</b>	<b>123</b>	<b>252,746</b>
<b>FUND BALANCE:</b>			
Beginning of year	599,498	3,855	603,353
End of year	<b>\$ 852,121</b>	<b>\$ 3,978</b>	<b>\$ 856,099</b>

*See accompanying note to supplementary information.*

---

---

***Other Independent Auditors' Report***

---

---



**INDEPENDENT AUDITORS' REPORT ON INTERNAL CONTROL OVER FINANCIAL REPORTING AND ON COMPLIANCE AND OTHER MATTERS BASED ON AN AUDIT OF FINANCIAL STATEMENTS PERFORMED IN ACCORDANCE WITH GOVERNMENT AUDITING STANDARDS**

Board of Directors  
North County Fire Protection District  
Fallbrook, California

We have audited, in accordance with the auditing standards generally accepted in the United States of America and the standards applicable to financial audits contained in *Government Auditing Standards* issued by the Comptroller General of the United States, the financial statements of North County Fire Protection District as of and for the year ended June 30, 2019, and the related notes to the financial statements, which collectively comprise North County Fire Protection District's basic financial statements, and have issued our report thereon dated March 11, 2020.

**Internal Control Over Financial Reporting**

In planning and performing our audit of the financial statements, we considered North County Fire Protection District's internal control over financial reporting (internal control) to determine the audit procedures that are appropriate in the circumstances for the purpose of expressing our opinions on the financial statements, but not for the purpose of expressing an opinion on the effectiveness of the North County Fire Protection District's internal control. Accordingly, we do not express an opinion on the effectiveness of the North County Fire Protection District's internal control.

*A deficiency in internal control* exists when the design or operation of a control does not allow management or employees, in the normal course of performing their assigned functions, to prevent, or detect and correct misstatements on a timely basis. *A material weakness* is a deficiency, or a combination of deficiencies, in internal control such that there is a reasonable possibility that a material misstatement of the District's financial statements will not be prevented, or detected and corrected on a timely basis. *A significant deficiency* is a deficiency, or a combination of deficiencies, in internal control that is less severe than a material weakness, yet important enough to merit attention by those charged with governance.

Our consideration of internal control was for the limited purpose described in the first paragraph of this section and was not designed to identify all deficiencies in internal control that might be material weaknesses or significant deficiencies. Given these limitations, during our audit we did not identify any deficiencies in internal control that we consider to be material weaknesses. However, material weaknesses may exist that have not been identified.




**Compliance and Other Matters**

As part of obtaining reasonable assurance about whether North County Fire Protection District's financial statements are free of material misstatement, we performed tests of its compliance with certain provisions of laws, regulations, contracts, and grant agreements, noncompliance with which could have a direct and material effect on the determination of financial statement amounts. However, providing an opinion on compliance with those provisions was not an objective of our audit, and accordingly, we do not express such an opinion. The results of our tests disclosed no instances of noncompliance or other matters that are required to be reported under *Government Auditing Standards*.

**Purpose of this Report**

The purpose of this report is solely to describe the scope of our testing of internal control and compliance and the results of that testing, and not to provide an opinion on the effectiveness of the District's internal control or on compliance. This report is an integral part of an audit performed in accordance with *Government Auditing Standards* in considering the District's internal control and compliance. Accordingly, this communication is not suitable for any other purpose.



Murrieta, California  
March 11, 2020

Page Intentionally Blank



**NORTH COUNTY FIRE  
PROTECTION DISTRICT  
FIRE PREVENTION BUREAU**

**TO:** BOARD OF DIRECTORS  
**FROM:** F/M FIERI AND CHIEF ABBOTT  
**DATE:** MARCH 24, 2020  
**SUBJECT:** FIRE MITIGATION FEE PROGRAM (FMF)

**CONSENT AGENDA**

**RECOMMENDATION:**

To approve Resolution 2020-04 as submitted.

**BACKGROUND:**

San Diego County has established a Fire Mitigation Fee Program wherein fire departments receive Developer Impact Fees for new construction to compensate fire agencies for new infrastructure needs resulting from new development. In order to continue participation in this Program, by April 16<sup>th</sup> of each year, the District must annually adopt a resolution making the required annual findings.

**DISCUSSION:**

The proposed Resolution 2020-04 is enclosed for your review. It is our standard annual Resolution with the exception of the dates. It establishes collection of 100% of the ceiling amount set by the County of San Diego. It also specifies the recording requirements and how the Mitigation Fees can be expended. Mitigation Fees are established using a formula contained in the County ordinances. The County's Fire Mitigation Fee Committee met February 28, 2020, to discuss rates increases that represent current cost data that the fire mitigation fee is allocated, which are currently \$0.58 psf.

**FISCAL ANALYSIS:**

The estimated Fire Mitigation Revenue for NCFPD FY 2020/2021 is \$350,000. As of January 1, 2020, within the first two quarters the District has received \$318,949.26 in mitigation fees. This is consistent with the current outlook and is based upon the anticipated building rate, pursuant to the County of San Diego Economic Roundtable projections.

**SUMMARY:**

Adoption of this Resolution is a standard and required practice to participate in the FMF Program. Later in the year, Staff will forward a Multi-Year Facilities and Equipment Plan as a secondary component to Program participation.

# NORTH COUNTY FIRE PROTECTION DISTRICT



## RESOLUTION 2020-04

RESOLUTION OF THE BOARD OF DIRECTORS OF THE NORTH COUNTY FIRE PROTECTION DISTRICT, SAN DIEGO COUNTY, STATE OF CALIFORNIA, MAKING THE ANNUAL REQUIRED FINDINGS OF THE SAN DIEGO COUNTY FIRE MITIGATION FEE ORDINANCE FY 2020/2021

**WHEREAS**, the North County Fire Protection District is anticipating that further new development will occur within the District which will cause the further need for the expansion of existing fire protection facilities; and

**WHEREAS**, the North County Fire Protection District is currently participating in the San Diego County Fire Mitigation Fee Program; and

**WHEREAS**, the County of San Diego has established fee ceilings for types of constructions by Chapter 3 of Division 10 of Title 8, (commencing with Section 810.301) of the San Diego County Codes; and

**WHEREAS**, the County of San Diego has amended Chapter 3, Division 10 of Title 8 of the San Diego County Code of Regulatory Ordinances relating to fire mitigation fees; and

**WHEREAS**, the North County Fire Protection District intends hereby to comply with said amendments to continue to participate in the Fire Mitigation Fee Program.

### IT IS HEREBY FOUND THAT:

- A. The North County Fire Protection District does not have existing facilities which could be used to provide an adequate level of service to new development within the District's boundaries; and
- B. The North County Fire Protection District does not have sufficient funds available to construct additional facilities from fund balances, capital facility funds, property tax sources or any other appropriate sources; and
- C. The lack of fire protection facilities and equipment to serve new development would create a situation perilous to the public health and safety if Fire Mitigation Fees are not levied within the District; and
- D. The Annexation Fees and Plan Check Fees charged by the North County Fire Protection District do not include a payment towards costs of capital facility and equipment expansion as a component of the fee.

### T IS HEREBY RESOLVED THAT:

1. The North County Fire Protection District requests the County of San Diego to collect 100% of the ceiling amount of the Fire Mitigation Fee on the District's behalf from applicants for building permits or other permits for development.

# NORTH COUNTY FIRE PROTECTION DISTRICT



## RESOLUTION 2020-04

RESOLUTION OF THE BOARD OF DIRECTORS OF THE NORTH COUNTY FIRE PROTECTION DISTRICT, SAN DIEGO COUNTY, STATE OF CALIFORNIA, MAKING THE ANNUAL REQUIRED FINDINGS OF THE SAN DIEGO COUNTY FIRE MITIGATION FEE ORDINANCE FY 2020/2021

2. Mitigation fees paid under this Program will be used to expand the availability of capital facilities and equipment to serve new development.
3. The District shall place all funds received by the County under this Program and all interest subsequently accrued by the District on these funds, in a separate budget accounting category to be known as the "San Diego County Fire Mitigation Fee."
4. The District shall expend funds from said "San Diego County Fire Mitigation Fee" budget accounting category only for the purposes of providing capital facilities and equipment to serve new development.
5. The District shall submit a Fire Mitigation Fee Annual Report to the County of San Diego no later than August 29<sup>th</sup> of each year to the Administrator of the Mitigation Fee Program. Said report shall include, but not limited to, the balance in the account at the end of the previous fiscal year, the fee of revenue received, the amount and type of expenditures made and the ending balance in the fund. The report shall further specify the actions the District plans to take to alleviate the facility and equipment needs caused by new development in a Multi-year Facilities and Equipment Plan adopted at a noticed public hearing. The District shall make available, upon request by the Administrator, a copy of its annual audit report.
6. The District shall make its records available to the public on request, which justify the basis for the fee amount.
7. The District shall hold San Diego County harmless for any errors made by the County in collecting and/or transmitting these fees to the District.
8. The District shall make findings, with respect to any portion of the fee remaining unexpended or uncommitted in its account five (5) or more years after deposit of the fee, to identify the purpose to which the fee is to be put and to demonstrate a reasonable relationship between the fee and the purpose for which it was charged. The agency shall refund to the then current record owner or owners of the development project or projects on a prorated basis, the unexpended or uncommitted portion of the fee and any interest accrued thereon, for which need cannot be demonstrated.
9. The Board of Directors of the District shall send a certified copy of the Resolution to the Clerk. The Clerk shall immediately transmit a copy of the resolution to the Director and Administrator. Within thirty days from the date of receipt of the resolution by the Clerk,

# NORTH COUNTY FIRE PROTECTION DISTRICT



## RESOLUTION 2020-04

RESOLUTION OF THE BOARD OF DIRECTORS OF THE NORTH COUNTY FIRE PROTECTION DISTRICT, SAN DIEGO COUNTY, STATE OF CALIFORNIA, MAKING THE ANNUAL REQUIRED FINDINGS OF THE SAN DIEGO COUNTY FIRE MITIGATION FEE ORDINANCE FY 2020/2021

the provisions of this chapter shall be applicable to all building permits and other permits issued for new construction.

10. By April 16<sup>th</sup> of each year following the year of original adoption of this District's Resolution, pursuant to this section, the District shall submit a copy of a new resolution adopted by the Board of Directors of the District, making the required findings and setting the percentage of the Fire Mitigation Fee ceiling requested by the District. This percentage may be revised by resolution, up to the ceiling amount. This revision shall be effective the following July 1<sup>st</sup>.

**ADOPTED, SIGNED AND APPROVED** by the Board of Directors, North County Fire Protection District, County of San Diego, State of California, on this **24<sup>th</sup> day of March 2020**, by the following vote:

**AYES:**

**NOES:**

**ABSENT:**

**ABSTAIN:**

**RECUSED:**

\_\_\_\_\_  
Fred Luevano, Board President

### **ATTEST:**

I HEREBY CERTIFY that the foregoing is a true and correct copy of the resolution duly and regularly adopted by the Board of Directors of the North County Fire Protection District thereof held on the **24<sup>th</sup> day of March 2020**, and that the same now appears on record in the Board Secretary's office.

**IN WITNESS THEREOF**, I hereunto set my hand and affixed by official seal this **24<sup>th</sup> day of March 2020**.

\_\_\_\_\_  
Loren Stephen-Porter, Board Secretary

Official Seal



**NORTH COUNTY FIRE  
PROTECTION DISTRICT**

**FIRE CHIEF/CEO**

**TO:** BOARD OF DIRECTORS  
**FROM:** STEPHEN ABBOTT, FIRE CHIEF/CEO  
**DATE:** MARCH 24, 2020  
**SUBJECT:** DISCUSSION AGENDA

There are no Discussion Agenda Items for the March 24, 2020, Board Meeting.

Page Intentionally Blank



**ROBERT H. JAMES**

ATTORNEY AT LAW

ROBERT H. JAMES, Esq.  
roberthjameslaw@gmail.com

3668 KATIE LENDRE DRIVE  
FALLBROOK, CALIFORNIA 92028

TELEPHONE  
(760) 723-9018

March 1, 2020

**Board of Directors  
North County Fire Protection District**

Re: General Counsel Board Report for March 1, 2020

**Election Void for Being Held on Improper Day, Court Holds**

A recent decision by a California appellate court highlights the importance of holding elections in accordance with the time and date requirements of the Elections Code.

In *Atwell Island Water District v. Atwell Island Water District*, the Fifth District Court of Appeal, in a partially published opinion, concluded that an election held to fill the expiring seats of two members of a water district's governing board was void for being held the day after a state holiday.

In *Atwell*, Atwell Island Water District Board of Directors adopted a resolution to conduct a special election to fill the two vacancies on the District's five-member Board, with an election to take place by all-mail ballot on Jan. 17, 2017. The election was held and two candidates, Milton Pace and Nathan Cameron, were elected. On Jan. 26, 2017, the District held a noticed meeting, at which Pace and Cameron were officially seated on the Board, and the Board voted to retain Herr Pedersen & Berglund, LLP as general counsel.

The dispute in this case stemmed from a disagreement among the Board concerning the validity of the election. A faction of the Board contended that, because it was held the day after a California state holiday, Martin Luther King, Jr. Day, the election was void and Pace and Cameron were not elected. Since they were not elected, the faction argued, no quorum was present at the meeting at which the action was taken to hire Herr Pedersen & Berglund, LLP. This meant, they argued, that the law firm was not authorized to prepare, sign or file pleadings on the District's behalf. This also constituted an illegal meeting under the Brown Act.

In examining this issue, the appellate court initially found that the election date did not conflict with the dates prescribed by Elections Code section 4108, subdivision (c), which provides that all elections conducted under that section "shall be held on a date prescribed in [Elections Code] Section 1500 or on any other date other than an established election date." Elections Code section 1500 states that mailed ballot elections may take place on either the first Tuesday after the first Monday in May of each year or the last Tuesday in August of each year. Per Elections Code section 1000, the "established election dates" are:

**ROBERT H. JAMES**

ATTORNEY AT LAW

ROBERT H. JAMES, Esq.  
roberthjameslaw@gmail.com


3668 KATIE LENDRE DRIVE  
FALLBROOK, CALIFORNIA 92028

TELEPHONE  
(760) 723-9018

- the first Tuesday after the first Monday in March of each year,
- the second Tuesday of April of each even-numbered year and
- the first Tuesday after the first Monday in November of each year.

However, the court determined that the election did run afoul of Elections Code section 1100, which provides that “[n]o election shall be held ... the day before, the day of, or the day after a state holiday.” Because provisions of the Elections Code relating to the time and date of holding elections are mandatory, the court explained, the election was void for being held on an improper day. Thus, since no valid election occurred, Pace and Cameron were not elected to the District’s Board. And since they were not elected, Herr Pedersen & Berglund, LLP was not retained by a majority of the Board, and was therefore not authorized to prepare, sign or file pleadings on the District’s behalf.

ROBERT H. JAMES  
Attorney at Law



Robert H. James, General Counsel for the  
North County Fire Protection District

RHJ/km  
cc: Chief Steve Abbott



**NORTH COUNTY FIRE  
PROTECTION DISTRICT  
FIRE CHIEF/CEO**

**TO:** BOARD OF DIRECTORS  
**FROM:** STEPHEN ABBOTT, FIRE CHIEF/CEO  
**DATE:** MARCH 24, 2020  
**SUBJECT:** COMMENTS, REPORTS AND UPDATES

● **STAFF COMMENTS/REPORTS/UPDATES:**

● **STEPHEN ABBOTT, FIRE CHIEF/CEO:**

---

---

---

---

● **CHIEF OFFICERS & STAFF:**

---

---

---

---

● **BOARD:**

---

---

---

---

● **BARGAINING GROUPS:**

---

---

---

---

● **PUBLIC COMMENT:**

---

---

---

---

**PAGE INTENTIONALLY BLANK**



**NORTH COUNTY FIRE  
PROTECTION DISTRICT**

**FIRE CHIEF/CEO**

**TO:** BOARD OF DIRECTORS  
**FROM:** STEPHEN ABBOTT, FIRE CHIEF/CEO  
**DATE:** MARCH 24, 2020  
**SUBJECT:** CLOSED SESSION

CS-1. There are no Closed Sessions Items for the March 24, 2020 Board Meeting.

**PAGE INTENTIONALLY BLANK**