



**NORTH COUNTY FIRE
PROTECTION DISTRICT
FIRE CHIEF/CEO**

TO: BOARD OF DIRECTORS
FROM: CHIEF ABBOTT, FIRE CHIEF/CEO
DATE: OCTOBER 23, 2018
SUBJECT: PUBLIC COMMENT

PUBLIC COMMENT :

1. Members of the Public may directly address the Board of Directors on items of interest to the Public provided no action will be taken on non-agenda items. The Board President may limit comments to three minutes per speaker (Board of Directors Operations Policy §4.7.2.1.2).

PAGE INTENTIONALLY BLANK



**NORTH COUNTY FIRE
PROTECTION DISTRICT
FIRE CHIEF/CEO**

TO: BOARD OF DIRECTORS
FROM: CHIEF ABBOTT, FIRE CHIEF/CEO
DATE: OCTOBER 23, 2018
SUBJECT: RECOGNITION OF RETIRING BOARD MEMBER

ACTION AGENDA:

RECOMMENDATION:

To provide an opportunity to recognize retiring Director Thuner for her service to the District.

BACKGROUND:

Director Thuner was elected to her position on the NCFPD Board of Directors in 2006 and she completed 12 years of consecutive service.

DISCUSSION:

FISCAL ANALYSIS:

No fiscal impact.

SUMMARY:

Staff wished to join the Board in acknowledging Director Thuner for her 12 years of dedicated service on the District's Board of Directors.



**NORTH COUNTY FIRE
PROTECTION DISTRICT
FIRE CHIEF/CEO**

TO: BOARD OF DIRECTORS
FROM: CHIEF ABBOTT, FIRE CHIEF/CEO
DATE: OCTOBER 23, 2018
SUBJECT: RECOGNITION OF RETIRING BOARD MEMBER

ACTION AGENDA:

RECOMMENDATION:

To provide an opportunity to recognize retiring Director Thuner for her service to the District.

BACKGROUND:

Director Thuner was elected to her position on the NCFPD Board of Directors in 2006 and she completed 12 years of consecutive service.

DISCUSSION:

Director Thuner was first elected to the North County Fire Protection District Board of Directors in November of 2006 and re-elected in 2014. She was elected to serve as Vice President for the calendar years 2009, 2014, 2015 and 2017; and as President for calendar years 2011 and 2012. In December of 2016, Director Thuner began serving as the District representative to the North County Dispatch JPA Board of Directors.

In addition to her service with the District, she has also simultaneously served as a Trustee for the San Diego Botanic Garden, a Director for American National Standards Association (ANSI), and as Chair of the ANSI Consumer Interest Forum. Prior to joining the NCFPD Board of Directors in 2006, she served as the Agriculture Commissioner for the County of San Diego for 23 years, making State history as the first woman appointed to the position.

FISCAL ANALYSIS:

No fiscal impact.

SUMMARY:

Staff wishes to join the Board in acknowledging Director Thuner for her 12 years of dedicated service on the communities of Fallbrook, Bonsall, and Rainbow in serving on the District's Board of Directors.

September 25, 2018

**REGULAR MEETING OF THE BOARD OF DIRECTORS OF
THE NORTH COUNTY FIRE PROTECTION DISTRICT**

President Munson called the meeting to order at 5:00.

THE INVOCATION GIVEN BY DEPARTMENT CHAPLAIN HELMAN.

ALL RECITED THE PLEDGE OF ALLEGIANCE.

ROLL CALL:

Present: Directors Harris, Hoffman, Luevano, Munson and Thuner.

Absent: None.

Staff Present: Fire Chief/CEO Abbott, Attorney James and Acting Board Secretary Juul.

In the audience were: DFC Marovich, D/C Mahr, B/Cs McReynolds, Krumwiede and members of the public and Association.

PUBLIC ACTIVITIES AGENDA

1. **PUBLIC COMMENT:** President Munson addressed the audience and inquired whether there were any public comments regarding items not on the Agenda. There being no comments, the Public Comment Section was closed.
2. **EMPLOYEE BADGE PINNING — CHIEF ABBOTT:** Chief Abbott introduced Thomas Castillo, Callan Dawson, Lane Giammalva, Austen Perona and William "Chris" Stratton to the Board, all have been hired as Single Role EMTs. Introductions of family members were made. After swearing in by Chief Abbott, all individuals were pinned. They were welcomed and congratulated by the Board and Staff.

ACTION AGENDA

CONSENT ITEMS:

3. **REVIEW AND ACCEPT REGULAR BOARD MEETING FOR AUGUST 2018**
4. **REVIEW AND ACCEPT FINANCIAL REPORT FOR AUGUST 2018**
5. **REVIEW AND ACCEPT POLICIES & PROCEDURES - NONE**

President Munson inquired whether there were any questions on Consent Items 5-7. The Board asked the following to be changed to the July 2018 minutes. Directors present were Harris, Hoffman, Luevano and Munson. Director Thuner was not present. Under the recognition program awards recommendations were an engraved pen set or an engraved vacuum insulated stainless steel water bottle. President Munson asked for a motion to approve the Consent Agenda. On a motion by Director Hoffman, seconded by Director Luevano, the motion to approve the Consent Agenda Items as presented passed unanimously.

ACTION ITEMS:

6. PUBLIC HEARING DATE/TIME CERTAIN SEPTEMBER 25, 2018 (5:25 P.M.) REVIEW AND APPROVE FINAL BUDGET FOR FY2018/19 AND ADOPTION OF RESOLUTION 2018-19 — DFC MAROVICH AND CHIEF ABBOTT: President Munson opened the Public Hearing, inquiring if there were any public comment. There being no public comment, the Public Hearing section was closed. Chief Marovich presented his report on the Final Budget and Resolution 2018-19 to the Board for adoption, noting the Budget must be adopted by October 1st to comply with state law. A brief review of the alterations from the Preliminary Budget, including increases and decreases in line items was given as noted in the Budget document, noting that the Budget is balanced. A thorough discussion ensued. On a motion by Director Thuner to approve the Final Budget and Resolution 2018-19 as presented, seconded by Director Hoffman, the Budget and Resolution 2018-19 were approved with the following **Roll Call Vote: Ayes:** Directors Hoffman, Luevano, Munson and Thuner; **Noes:** Harris.

DISCUSSION AGENDA

7. STRATEGIC DIRECTION DISCUSSION – CHIEF ABBOTT: Chief Abbott presented the strategic direction plan covering the next 12-18 months. He mentioned the last strategic plan

was developed over twelve years ago. This being identified it was decided a new plan was to be developed to recognize our major priorities. The following key objectives and relevant “strategic priorities” were discussed, restoration of reserve funds, restore administrative staffing, public outreach, facility improvement needs, and integration with North Zone agencies. Additional strategic objectives at or near completion are restoring station staffing and apparatus deployment. B/C Krumwiede provided the Board with a brief synopsis of the current station improvement projects. It was the consensus of the Board to have Chief Abbott provide quarterly updates on the strategic plan. Under the recommendation of Director Munson the Board would like to review the final report of the Capital Replacement/Reserve Study prior to it being presented. This will give the Board a chance to review and develop a list of questions, if necessary.

STANDING DISCUSSION ITEMS:

- **LEGAL COUNSEL REPORT:** Counsel James presented his report “Part 2 of 2, Changes in Public Contracting Legislation” Brief discussion ensued. This is informational only, no action required.
- **WRITTEN COMMUNICATIONS:** None
- **BOARD RECOGNITION PROGRAM:** None
- **NEWS ARTICLES:** Brief discussion ensued regarding articles. This is informational only, no action required.
- **COMMENTS:**
- **STAFF REPORTS/UPDATES:**
- **STEPHEN ABBOTT, FIRE CHIEF/CEO:** Chief Abbott informed the Board happenings around the District and Open House taking place at Station 1, October 13 from 9am-12pm. He praised the Association for their work on the 9/11 event. Informational only, no further action required.
- **CHIEF OFFICERS AND OTHER STAFF: DFC MAROVICH:** Informed the Board the District has completed the FY17/18 financial audit. This will be presented to the Board in October.

- **BOARD:** No comments.
- **BARGAINING GROUPS:** No comments.
- **PUBLIC COMMENT:** No comments.

CLOSED SESSION

- **OPENING CLOSED SESSION:**

At 7:05 p.m., President Munson inquired whether there was a motion to adjourn to Closed Session. On a motion to adjourn to Closed Session by Director Hoffman, seconded by Director Thuner, President Munson read the items to be discussed in Closed Session and the Open Session was closed. A short break ensued after the reading of the Closed Session Items. At 7:15 p.m., and the Board entered Closed Session to hear:

CS-1. **ANNOUNCEMENT — PRESIDENT MUNSON:** An announcement regarding the items to be discussed in Closed Session will be made prior to the commencement of Closed Session.

CS-2. **EVALUATION OF PERFORMANCE – GOVERNMENT CODE § 54597- CHIEF ABBOTT:**
DISTRICT NEGOTIATORS: DISTRICT COUNSEL JAMES

CS-3. **CONFERENCE WITH REAL PROPERTY NEGOTIATOR – GOVERNMENT CODE § 54956.8 —**
CHIEF ABBOTT:

PROPERTY LOCATION: 4157 Olive Hill Road – Station 3, Fallbrook, CA 92028;

PARTIES: North County Fire Protection District (Seller);

UNDER NEGOTIATION: Terms of Sale;

DISTRICT NEGOTIATORS: Chief Abbott, District Counsel James

CS-4. **CONFERENCE WITH DISTRICT COUNSEL REGARDING PENDING LITIGATION – GOVERNMENT**
CODE § 54956.9 (D)(4) — DISTRICT COUNSEL JAMES:

DISTRICT COUNSEL JAMES

CS-5. **REPORT FROM CLOSED SESSION — PRESIDENT MUNSON**

● **REOPENING OPEN SESSION:**

On a motion by Director Hoffman, which was seconded by Director Thuner and which passed unanimously, the Board returned Open Session at 7:25 p.m., the following items were reported out to the public:

CS-2. EVALUATION OF PERFORMANCE – GOVERNMENT CODE § 54597 – CHIEF ABBOTT:

DISTRICT NEGOTIATORS: DISTRICT COUNSEL JAMES

No reportable action.

CS-3. CONFERENCE WITH REAL PROPERTY NEGOTIATOR — GOVERNMENT CODE § 54956.8

— CHIEF ABBOTT:

PROPERTY LOCATION: 4157 Olive Hill Road – Station 3, Fallbrook, CA 92028;

PARTIES: North County Fire Protection District (Seller);

UNDER NEGOTIATION: Terms of Sale;

DISTRICT NEGOTIATORS: Chief Abbott, District Counsel James

No reportable action.

CS-4. CONFERENCE WITH DISTRICT COUNSEL REGARDING PENDING LITIGATION—

GOVERNMENT CODE § 54956.9 (D)(4) — DISTRICT COUNSEL JAMES:

TO BE DISCUSSED: Whether or not a basis exists for anticipated litigation.

DISTRICT COUNSEL: District Counsel James

No reportable action.

ADJOURNMENT


A motion was made at 7:30 p.m. Director Thuner and seconded by Director Hoffman to adjourn the meeting and reconvene on October 23, 2018, at 17:00. The motion carried unanimously.

Respectfully submitted,

Cherie A. Juul

Acting Board Secretary

Minutes approved at the Board of Director's Meeting on:



October 3, 2018

**SPECIAL MEETING OF THE BOARD OF DIRECTORS OF
THE NORTH COUNTY FIRE PROTECTION DISTRICT**

President Munson called the meeting to order at 2:00 p.m.

THE INVOCATION GIVEN BY DEPARTMENT DFC MAROVICH.

ALL RECITED THE PLEDGE OF ALLEGIANCE.

ROLL CALL:

Present: Directors Harris, Hoffman, and Munson.

Absent: Directors Luevano and Thuner.

Staff Present: Fire Chief/CEO Abbott, Attorney James and Acting Board Secretary Juul.

In the audience were: DFC Marovich, D/C Mahr, B/C McReynolds and members of the public and Association.

PUBLIC ACTIVITIES AGENDA

1. **PUBLIC COMMENT:** President Munson addressed the audience and inquired whether there were any public comments regarding items not on the Agenda. There being no comments, the Public Comment Section was closed.

ACTION/DISCUSSION AGENDA

2. **COMMUNITY OUTREACH WORKSHOP – STRATEGY RESEARCH INSTITUTE:** Chief Abbott discussed the purpose of the workshop. The main goal is to educate the Board on the strategy the District is taking on community outreach. He introduced the Board and members of staff to Dr. Manross from the Strategy of Research Institute. Dr. Manross went through the findings of the BENCHMARK voter survey. The results of the survey reflected many of the citizens are aware of North County Fire Protection District and their services, however, they are unaware of the underlying facility needs and financial hardships currently affecting the District. Captain McReynolds went through the presentation being given to the public. During his presentation he mentioned the changes that have been

made based on suggestions provided at each meeting. He provided the Board with feedback he receives at each presentation as well. A discussion ensued on changes the Board would like to implement into the presentation. Dr. Manross presented the **NCFPD Journal, Vol 1** proof to the Board. The tabloid informs the public on the good works being done at the District, services they can utilize, along with keeping up to date on Public Safety. The tabloid was not distributed to the Board as Dr. Manross would like to make a few changes prior to distribution. He also presented the online version of the tabloid, which will be updated every two weeks. Dr. Manross walked the Board through the website under development. He stated the one important piece that is still missing is a video message from the Chief. He pointed out the second item is a series of questions and answers the public can refer to when they are looking for information regarding the District. There are links to social media and everything will point back to our website. At the bottom of the website there is a section for citizens to enter their own questions and provide their contact information. An electronic newsletter will be readily available to provide continuous feedback and current information. All outlets are being used to focus on the financial strains the District is facing. On the recommendation of Strategy Research Institute a kick-off meeting will be held the week after the November 6th election.

STANDING DISCUSSION ITEMS:

- **COMMENTS:**
- **STAFF REPORTS/UPDATES:**
- **STEPHEN ABBOTT, FIRE CHIEF/CEO:** Chief Abbott reviewed the follow-up items to be accomplished from the meeting.
- **CHIEF OFFICERS AND OTHER STAFF:** No comments.
- **BOARD:** No comments.
- **BARGAINING GROUPS:** No comments.
- **PUBLIC COMMENT:** No comments.

ADJOURNMENT

By consensus at 3:52 p.m. on a recommendation by President Munson to adjourn the meeting, it was closed to be reconvened on October 23, 2018, at 17:00.

Respectfully submitted,

Cherie A. Juul

Acting Board Secretary

Minutes approved at the Board of Director's Meeting on:

PAGE INTENTIONALLY BLANK



**NORTH COUNTY FIRE
PROTECTION DISTRICT
ADMINISTRATION - BUDGET & FINANCE**

TO: BOARD OF DIRECTORS
FROM: DFC CHIEF STEVEN MAROVICH, HR/FS CHERIE JUUL AND CHIEF ABBOTT
DATE: OCTOBER 23, 2018
SUBJECT: REVENUE & EXPENDITURES AS OF SEPTEMBER 30, 2018 (25%)

Revenue Sources	Budgeted	Collected	Over/Under	% of Budget
Property Taxes - FBK	14,732,530.00	276,774.59	(14,455,755.41)	2%
Property Taxes - RNBW	275,000.00	5,088.71	(236,911.29)	2%
Ambulance and Collections	1,902,500.00	428,754.99	(1,473,745.01)	23%
GEMT-State Supplement	100,000.00	-	(100,000.00)	0%
Prevention Fees	200,000.00	71,435.61	(128,564.39)	36%
Tower Lease Agreements	90,000.00	22,722.09	(67,277.91)	25%
Other Revenue Sources	35,000.00	23,464.44	(11,535.56)	67%
Interest	30,000.00	6,398.95	(23,601.05)	21%
Cost Recovery	70,000.00	20,892.28	(49,107.72)	30%
Community Facilities District (CFD)	68,966.00			
Strike Team Reimbursements	121,780.00	42,807.38	(78,972.62)	-
Other Reimbursements	374,162.00	10,623.52	(363,538.48)	3%
Mitigation Fees & Interest - FBK	250,000.00	3,356.42	(246,643.58)	1%
Mitigation Fees & Interest - RNBW	-	-	-	-
Donations & Grants	628,090.00	223,760.00	(404,330.00)	36%
Annexation fees	-	-	-	-
Transfers & Loans	-	-	-	0%
Total Revenue:	18,878,028.00	1,136,078.98	(17,741,949.02)	6%
	Budgeted	Spent	Over/Under	% of Budget
TTL Expenditures YTD thru 9-30-2018	17,825,145.00	5,355,837.72	(12,469,307.28)	30%
Revenue over Expenditures		(4,219,758.74)		

North County Fire Protection District
 For the First Month Ending July 31, 2018
12% of Budget

COLOR KEY	
Within/Below Budget	
Within 10% of Budget	
> 10% of Budget (see notes)	

Description	August Actual	Running Total	Annual Budget	Amount Remaining	% Used
TOTAL PERSONNEL	1,046,605.30	4,652,856.22	14,437,997.00	9,785,140.78	32.2%
101 Total Board Administration	31,103.89	54,834.64	328,900.00	274,065.36	16.7%
102 Total Administration	71,372.99	188,289.79	1,153,120.00	964,830.21	16.3%
103 Total Fire Prevention	2,042.75	4,976.52	80,432.00	75,455.48	6.2%
104 Total Emergency Services	15,275.74	127,355.81	326,918.00	199,562.19	39.0% NOTE #1
105 Total Emergency Med Svcs	1,856.16	30,324.03	164,258.00	133,933.97	18.5%
106 Total Reserves	4,049.10	5,549.10	31,000.00	25,450.90	17.9%
107 Total Communications	151,859.86	209,449.70	655,339.00	445,889.30	32.0%
108 Total Shop/Maintenance	43,214.19	79,445.58	344,260.00	264,814.42	23.1%
109 Total Training	796.50	2,756.33	102,850.00	100,093.67	2.7%
120 Total General Fund Reserve	-	-	200,000.00	200,000.00	0.0%
200 Total Capital Equipment	-	-	-	-	0.0%
GRAND TOTAL	1,368,176.48	5,355,837.72	17,825,074.00	12,469,236.28	30.0%

NOTE #1: Lump sum for facility/vehicle insurance and Map Maintenance for the entire year.

**NORTH COUNTY FIRE PROTECTION DISTRICT
AMBULANCE REVENUE FY 2018-2019**

MONTH	BILLED	CONTRACTUAL WRITE DOWNS	TOTAL AR		BAD DEBT WRITE-OFFS	REFUNDS	ADJ AR	DEPOSITS RECIEVED	BILLING FEES	FY 18-19		FY 17-18	
			FY 18-19	FY 17-18						NET REVENUE	NET REVENUE	NET REVENUE	NET REVENUE
7/31/2017	486,857.35	273,096.29	213,761.06	226,954.63	47,413.41	2,542.20	163,805.45	166,148.09	9,553.48	156,594.61	147,411.57		
8/31/2017	458,256.82	261,730.97	196,525.85	188,689.18	77,247.01	1,498.39	117,780.45	135,686.25	7,890.50	127,795.75	166,941.09		
9/30/2017	393,795.22	213,396.97	180,398.25	172,766.98	36,090.18	-	144,308.07	153,416.18	9,051.55	144,364.63	129,488.00		
10/31/2017			-	187,814.29			-				150,932.49		
11/30/2017			-	163,784.51			-				144,190.22		
12/31/2017			-	202,887.40			-				133,490.85		
1/31/2018			-	185,586.06			-				167,815.18		
2/28/2018			-	154,965.64			-				123,383.39		
3/31/2018			-	208,554.49			-				117,973.66		
4/30/2018			-	182,733.35			-				131,626.80		
5/31/2018			-	194,318.43			-				152,248.76		
6/30/2018			-	177,800.79			-				115,848.47		
TOTAL:	1,338,909.39	748,224.23	590,685.16	588,410.79	160,750.60	4,040.59	425,893.97	455,250.52	26,495.53	428,754.99	443,840.66		
					Net A/R Change		0.39%			New Revenue Change			-3.40%

**NORTH COUNTY FIRE PROTECTION DISTRICT
Tax Apportionments FY 18-19**

DATE	APP #	GROSS	REFUNDS & ADJUSTMENTS	FY 18/19 NET	FY 18/19 RUNNING	FY 17/18 NET	FY 17/18 RUNNING	
8/1/2018	1	212,187.31	1,099.25	211,088.06	211,088.06	208,527.21	208,527.21	
9/1/2018	2	64,587.28	2,440.55	62,146.73	273,234.79	77,260.58	285,787.79	
10/1/2018	3			-	273,234.79	141,090.29	426,878.08	
10/30/2018	4			-	273,234.79	647,686.90	1,074,564.98	
12/1/2018	5			-	273,234.79	4,508,309.45	5,582,874.43	
1/1/2019	6			-	273,234.79	3,031,362.46	8,614,236.89	
2/1/2019	7			-	273,234.79	348,998.07	8,963,234.96	
3/1/2019				-	-	-	-	
4/1/2019	8			-	273,234.79	3,028,136.07	11,991,371.03	
4/30/2019	9			-	273,234.79	146,917.51	12,138,288.54	
5/28/2019	10			-	273,234.79	1,368,061.22	13,506,349.76	
6/18/2018	11			-	273,234.79	218,727.40	13,725,077.16	
7/19/2018	12			-	273,234.79	211,732.88	13,936,810.04	
TOTAL YTD		276,774.59	3,539.80	273,234.79	273,234.79	285,787.79	285,787.79	
							Net Rev Increase	-4.39%

RAINBOW FIRE PROTECTION DISTRICT
Tax Apportionments FY 18-19

DATE	APP #	GROSS	REFUNDS & ADJUSTMENTS	FY 18/19 NET	FY 18/19 RUNNING	FY 17/18 NET	FY 17/18 RUNNING	
8/1/2018	1	3,901.18	20.20	3,880.98	3,880.98	3,870.19	3,870.19	
9/1/2018	2	1,187.53	44.87	1,142.66	5,023.64	1,433.78	5,303.97	
10/1/2018	3			-	5,023.64	2,618.45	7,922.42	
10/30/2018	4			-	5,023.64	12,002.74	19,925.16	
12/11/2018	5			-	5,023.64	84,302.39	104,227.55	
1/1/2019	6			-	5,023.64	55,734.72	159,962.27	
2/1/2019	7			-	5,023.64	6,380.89	166,343.16	
3/1/2019				-	5,023.64	-	166,343.16	
4/1/2019	8			-	5,023.64	56,188.26	222,531.42	
4/30/2019	9			-	5,023.64	2,297.59	224,829.01	
5/28/2019	10			-	5,023.64	25,442.75	250,271.76	
6/18/2018	11			-	5,023.64	5,113.31	255,385.07	
7/19/2018	12			-	5,023.64	3,896.49	259,281.56	
TOTAL YTD		5,088.71	65.07	5,023.64	5,023.64	5,303.97	5,303.97	
							Net Rev Increase	
							-5.29%	

**NORTH COUNTY FIRE PROTECTION DISTRICT
MONTHLY INVESTMENT REPORT**

September 30, 2018

FALLBROOK	BALANCE	INTEREST RATE	
County of San Diego/General Fund - FBK	311,976.60	0.01%	Operating
County of San Diego/General Fund - RNBW	560,449.33	0.01%	Operating
County of San Diego/Capital Reserve	382,064.60	0.01%	Capital Reserves
County of San Diego/Fire Mitigation Fund - FBK	1,088,864.86	0.01%	Mitigation Fees
County of San Diego/Fire Mitigation Fund - RNBW	3,839.96	0.01%	Mitigation Fees
Local Agency Investment Fund	19,296.58	0.78%	LAIF
Workers' Comp JPA	462,473.73	0.26%	PASIS Funds
Bank of America/PASIS	65,135.00	0.01%	
First National/Benefit Fund	154,104.68	0.70%	
First National/Payroll	515,607.26	0.70%	
First National/Accounts Payable	209,829.20	0.70%	
First National/Accounts Receivable	100,244.85	0.70%	
Pacific Western Bank/Accounts Receivable	2,574,714.54	0.00%	
TOTAL	6,448,601.19		

**NORTH COUNTY FIRE PROTECTION DISTRICT
COST RECOVERY FY 2018/2019**

<u>Month</u>	<u>Billed</u>	<u>Collected</u>	<u>YTD % Collected</u>	<u>Billing Fees</u>	<u>Net Revenue</u>	<u>FY 17/18 Net Revenue</u>
7/31/2018	12,030.00	11,415.00	94.89%	2,283.00	9,132.00	5,082.66
8/30/2018	6,942.00	6,412.35	92.37%	1,282.47	5,129.88	5,286.00
9/30/2018	8,525.00	8,288.00	97.22%	1,657.60	6,630.40	6,951.45
10/31/2018			#DIV/0!	-	-	7,364.00
11/30/2018			#DIV/0!	-	-	5,664.64
12/31/2018			#DIV/0!	-	-	3,507.20
1/31/2019			#DIV/0!	-	-	4,669.95
2/28/2019			#DIV/0!	-	-	7,322.40
3/30/2019			#DIV/0!	-	-	7,275.52
4/30/2019			#DIV/0!	-	-	6,348.00
5/31/2019			#DIV/0!	-	-	3,159.60
6/30/2019			#DIV/0!	-	-	3,872.00
TOTAL:	27,497.00	26,115.35	94.98%	5,223.07	20,892.28	17,320.10
					Net Rev Increase	20.62%

therecoveryhub.com

Document Date	Document Number	Vendor Name	Transaction Description	Document Amount
9/1/2018	0004128304	Capital One Public Funding	Sta. 5 loan 09/2018	118,441.75
9/1/2018	STMT 09/2018	Employee Benefit Specialists, Inc.	Dental/Vision/Life	8,839.15
9/1/2018	130036	Global CTI	Global shield 09/2018	134.48
9/1/2018	STMT 09/2018	Harry J. Wilson Insurance Center	LTD 09/2018	1,011.00
9/1/2018	1287782	MYERS-STEVENSON & CO. INC.	LTD 09/2018	632.50
9/1/2018	7300332X	NFPA	NFPA Subscription	1,345.50
9/14/2018	PR AP 09/14/18	FALLBROOK FIREFIGHTERS' ASSN	FBK FFA DUES 9/14/18	2,478.84
9/14/2018	PR AP 9/14/18	FALLBROOK FIREFIGHTERS' ASSN	FBK FFA - SR DUES 9/14/18	18.72
9/14/2018	PR AP 09/14/18	FIREFIGHTERS LEG. ACTION GRP	FLAG PMT 09/14/18	92.00
9/14/2018	PR AP 09/14/18	NORTH COUNTY FIRE RESERVES	SR DUES 09/14/18	37.44
9/14/2018	PR AP 09/14/18	LINCOLN NATIONAL	LINCOLN NAT'L PMT PR 9/14/18	2,181.77
9/1/2018	19NOCFPDC02	COUNTY OF SAN DIEGO - RCS	CAP code paging 08/18	52.50
9/1/2018	19NOCFPDN02	COUNTY OF SAN DIEGO - RCS	Fire Radios 08/18	5,936.00
9/1/2018	CA-SNF-000745 MILEAG	ROBERT DeCAMP II	Mileage CA-SNF-000745	252.34
9/1/2018	CA-SHU-007808 MILEAG	ROBERT DeCAMP II	Mileage CA-SHU-007808	1,077.47
9/6/2018	2124-2	Fallbrook Overhead Doors and Entry Gates	Sta. 5 door repair	220.00
9/4/2018	08/02/18-09/04/18	FALLBROOK PUBLIC UTILITY DISTR	08/02/18-09/04/18	334.58
9/4/2018	8/2/18-9/4/18	FALLBROOK PUBLIC UTILITY DISTR	08/02/18-09/04/18	327.46
9/1/2018	1870NCF091801	Strategy Research Institute	Social Media Software 09/2018	4,600.00
9/1/2018	0417565090118	TIME WARNER CABLE	09/11/18-10/10/18	89.98
9/4/2018	XA290020672:01	VELOCITY TRUCK CENTERS	Lamp-marker/clearance, LED	89.11
9/1/2018	094405574	XEROX - PASADENA	07/21/18-08/21/18	157.61
9/1/2018	094405575	XEROX - PASADENA	07/26/18-08/21/18	289.97
9/14/2018	POSTAGE-NEWS TABLOID	ACTION MAIL	News Tabloid Postage - Comm	3,664.00
9/26/2018	42307	ACTION MAIL	News Tabloid printing	2,279.86
9/6/2018	18114	Advanced Communication Systems, Inc.	Radio repair	582.51
9/6/2018	18112	Advanced Communication Systems, Inc.	Radio repair	904.56
9/12/2018	08I0036333755	READY FRESH	08/11/18-09/10/18	45.23
9/8/2018	09/09/18-10/08/18	AT&T U-VERSE	09/09/18-10/08/18	152.52
9/12/2018	00033795	COMPRESSED AIR SPECIALTIES	Drying/O-ring	1,555.24
9/2/2018	009602	CALLBACK STAFFING SOLUTIONS, LLC	Pro-support 9/2/18-10/1/18	99.99
9/2/2018	34976818349	DIRECTV	09/01/18-9/30/18	294.21
9/5/2018	120817	FIRE, ETC.	Front/rear lamp	205.95
9/6/2018	218399/400/401	Fowler Pest Control	Pest control 08/2018	270.00
9/10/2018	10533	FOWLER PLUMBING	Sta. 2 high range regulator	320.00
9/13/2018	EMG4050 75%	Patty Koch	EMG4050	587.25
9/6/2018	59209629	Linde Gas North America LLC	Oxygen refill	79.12
9/17/2018	FSC4753	GREG MANN	FSC4753	796.50

Document Date	Document Number	Vendor Name	Transaction Description	Document Amount
9/6/2018	72710781	MCMASTER-CARR SUPPLY CO.	Mount cable tie/Nylon sleeving	116.38
9/7/2018	IN1261610	MES California	Boots/parkas	4,328.19
9/1/2018	Q1 DISPATCH/IT/MDC/G	NORTH COUNTY DISPATCH JPA	Q1 Dispatch/IT/MDC/GIS	156,989.47
9/10/2018	8/11/18-9/10/18	RAINBOW MUNICIPAL WATER DIST	08/11/18-09/10/18	136.02
9/10/2018	08/11/18-09/10/18	RAINBOW MUNICIPAL WATER DIST	08/11/18-09/10/18	262.61
9/10/2018	8/11/18-9/10/18-2	RAINBOW MUNICIPAL WATER DIST	8/11/18-9/10/18	14.81
9/5/2018	611631	SAVMART PHARMACEUTICALS, INC	Fentanyl	34.89
9/18/2018	1872NCF091802	Strategy Research Institute	News tabloid prep	1,500.00
9/11/2018	0000240091118	TIME WARNER CABLE	09/20/18-10/19/18	149.95
9/5/2018	XA290020816:01	VELOCITY TRUCK CENTERS	Cabin motor bushing	74.91
9/1/2018	9813726867	VERIZON WIRELESS	08/02/18-09/01/18	77.30
9/1/2018	000011852440	AT&T	8/1/18-8/31/18	392.73
9/12/2018	1207330845	Citrix Systems, Inc	9/12/18-10/11/18	117.00
9/17/2018	98295	DIGITAL DEPLOYMENT, INC.	Streamline 9/17/18	275.00
9/19/2018	019699	E.C.C.	Vinyl Planks Sta. 1 remodel	359.50
9/15/2018	STMT 9/15/18	FALLBROOK OIL COMPANY	Fuel 9/1/18-9/15/18	4,207.42
9/18/2018	2124	Fallbrook Overhead Doors and Entry Gates	Sta. 5 Rear curtain door repai	100.00
9/19/2018	8/23/18-9/19/18	FALLBROOK PUBLIC UTILITY DISTR	8/23/18-9/19/18	637.10
9/19/2018	08/23/18-09/19/18	FALLBROOK PUBLIC UTILITY DISTR	8/23/18-9/19/18	51.04
9/13/2018	121126	FIRE, ETC.	Red head - partial shipment	218.19
9/17/2018	10534	FOWLER PLUMBING	Sta. 3 plumbing repair	405.00
9/17/2018	130595	Global CTI	Shield support	134.48
9/12/2018	PS000837346	HAWTHORNE POWER SYSTEMS	Sensor/O-Ring	176.01
9/19/2018	019700	Martinez Family Investments, Inc.	Sta. 1 floor install	5,313.75
9/24/2018	0001	North County Window and Door	Sta. 1 windows remodel	1,634.73
9/19/2018	3020204375	PARKHOUSE TIRE, INC.	Tires -	2,609.16
9/18/2018	43072056	San Diego Friction Products, Inc.	Bracket/screw/cables	218.65
9/21/2018	8/20/18-9/19/18	SDG&E	08/20/18-09/19/18	24.18
9/14/2018	4348-0	Sherwin-Williams Co.	Sta. 1 paint for remodel	445.52
9/17/2018	4410-8	Sherwin-Williams Co.	Sta 1 paint for remodel	473.72
9/17/2018	491102	SOUTH COAST EMERGENCY VEHICLE SERV	Gauge/probes	2,276.79
9/6/2018	2488678M	STRYKER MEDICAL	PWRLD Upgrade kit	1,274.11
9/28/2018	PR 09/28/2018	LINCOLN NATIONAL	LINCOLN NAT'L - 09/28/2018	2,224.20
9/28/2018	PR AP 09/28/18	FALLBROOK FIREFIGHTERS' ASSN	FFA DUES PR 09/28/2018	2,478.84
9/28/2018	PR AP 9/28/18	FALLBROOK FIREFIGHTERS' ASSN	FBK FFA - SR DUES 9/28/18	24.57
9/28/2018	PR AP 09/28/2018	FIREFIGHTERS LEG. ACTION GRP	FLAG PAYMENTS 09/28/18	92.00
9/28/2018	PR AP 09/28/18	NORTH COUNTY FIRE RESERVES	SINGLE ROLE DUES 9/28/18	49.14

PAGE INTENTIONALLY BLANK



**NORTH COUNTY FIRE
PROTECTION DISTRICT
FIRE CHIEF/CEO**

TO: BOARD OF DIRECTORS
FROM: STEPHEN ABBOTT, FIRE CHIEF/CEO
DATE: OCTOBER 23, 2018
SUBJECT: STANDING ITEM: POLICIES AND PROCEDURES

1. None

PAGE INTENTIONALLY BLANK



**NORTH COUNTY FIRE
PROTECTION DISTRICT
ADMINISTRATIVE SERVICES – BUDGET & FINANCE**

TO: Board of Directors
FROM: Deputy Chief Marovich and Chief Abbott
DATE: October 23, 2018
SUBJECT: First Quarter Overtime Tracking Report

CONSENT AGENDA

BACKGROUND:

This report is designed to provide an overview of the overtime expenditures in comparison with the budgeted amounts and historical usage. In addition, this report documents overtime based on the leave that generates it and includes reimbursements from providing Mutual Aid.

DISCUSSION:

The attached charts provide multiple views of overtime usage and the leave that generates it. The reporting periods coincide with the month divisions and not pay periods. Therefore, there may be variations from month to month. An increase in overtime may be attributed to an additional pay period falling within that particular month or unusually high overtime due to an event or mutual aid activity. Three charts are included to give a quick visual comparison of the tracked areas:

- Leave Analysis by Type
- Five Year Overtime History
- Two Year Overtime Comparison by Month

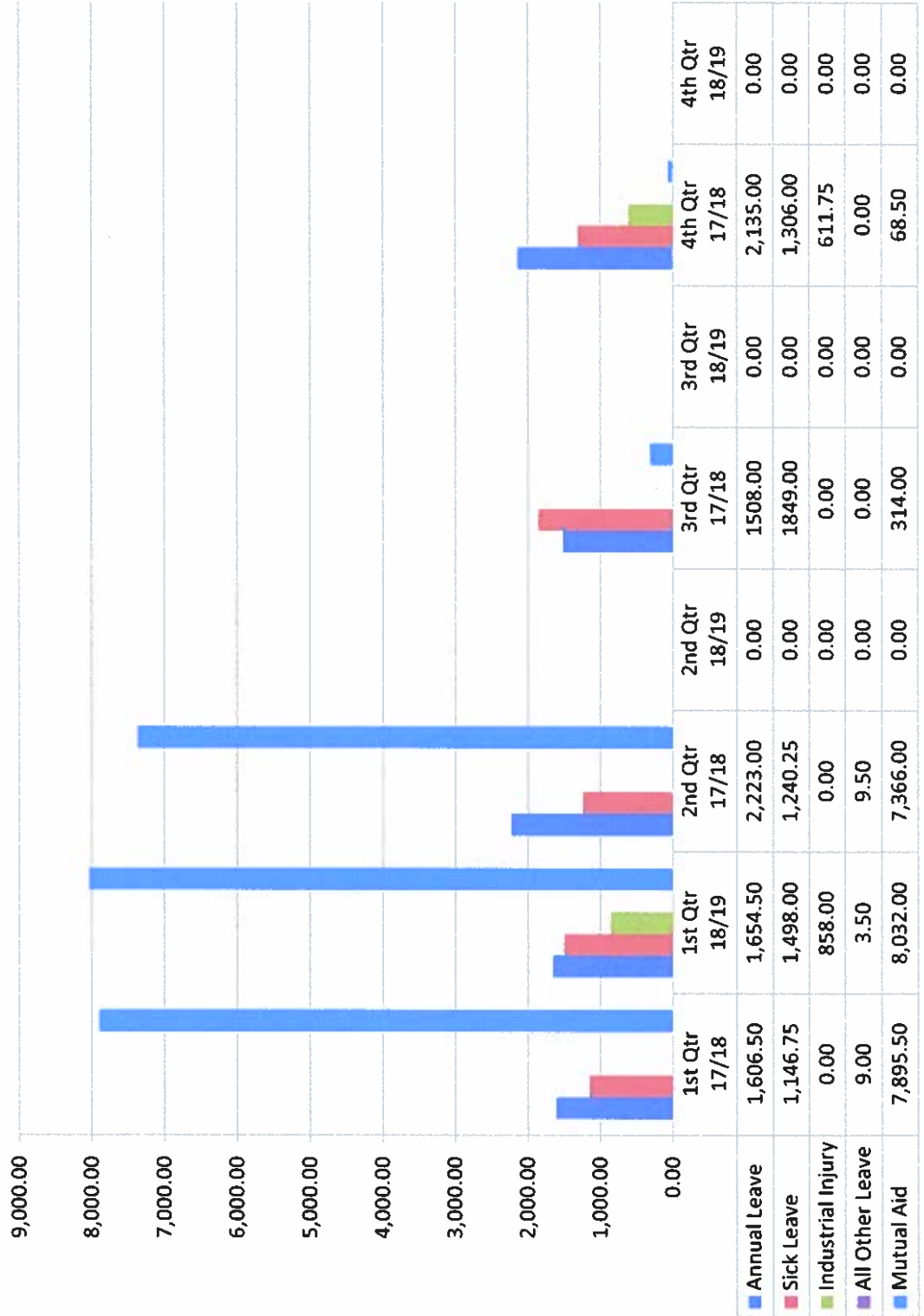
FISCAL ANALYSIS:

The District finished the first quarter with an increase in industrial injury, but sick and annual leave remained the same compared to the same quarter last year. Current overtime is 21% expended but the District expecting reimbursement for mutual aid in the amount of \$42,807 which reduces the overtime down to 16.44% of the budget. The District has expended \$37,186 in overtime for filling firefighter vacancies which accounts for 20% of the budget. The vacancy expenditure is offset by the salary budgeted for the firefighter.

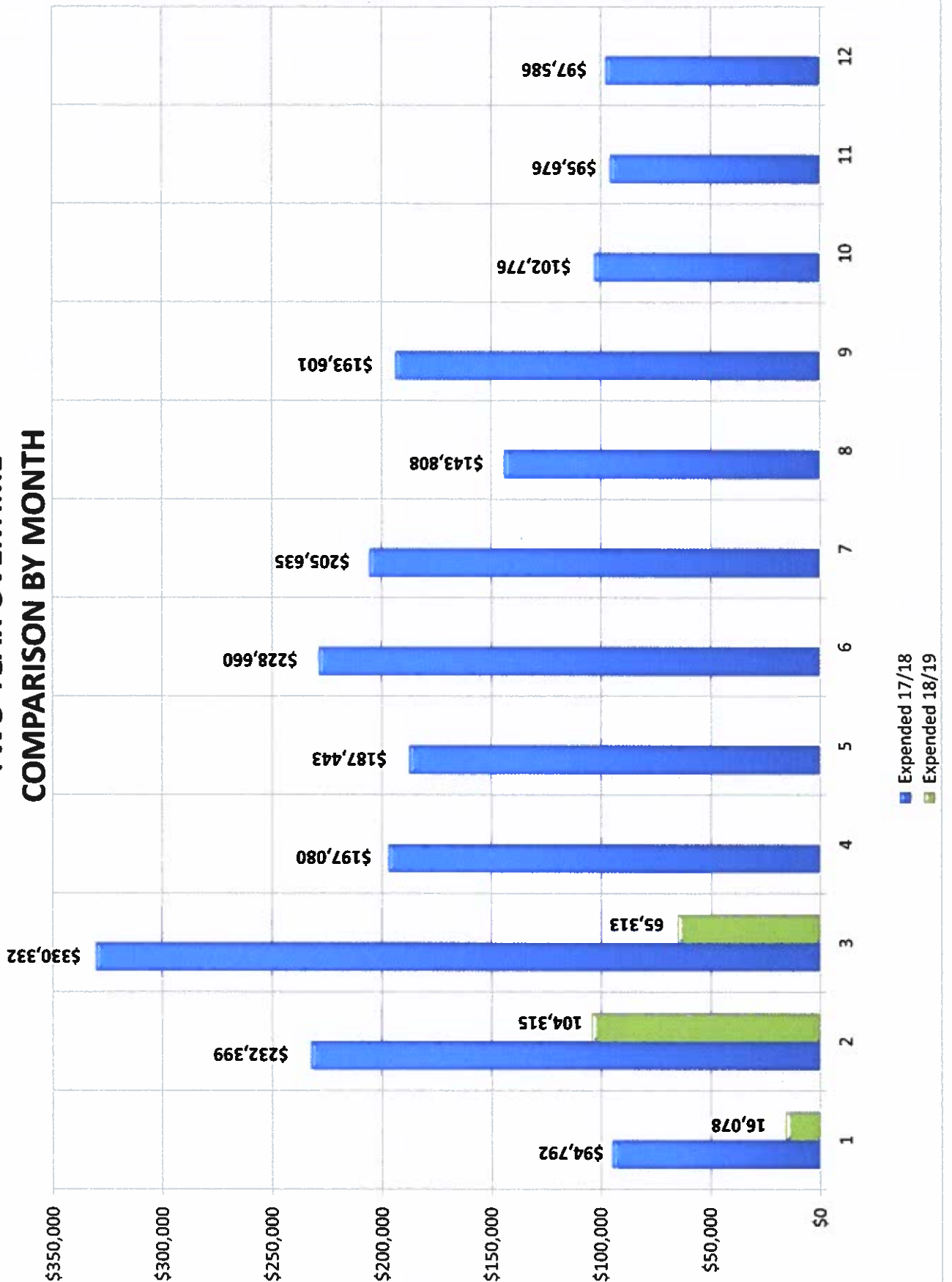
SUMMARY:

Information only, no action needed.

NCFPD EMERGENCY SERVICES NUMBER OF HOURS BY TYPE 1st QUARTER 17/18-18/19



NCFPD EMERGENCY SERVICES TWO YEAR OVERTIME COMPARISON BY MONTH



5 YR OT HX

	FY 14/15	FY 15/16	FY 16/17	FY 17/18	FY 18/19
OT Paid	\$1,171,181	\$1,361,461	\$1,042,684	\$2,109,782	\$185,706
OT Reimbursed	\$385,136	\$354,684	\$441,848	\$861,976	\$42,807
OT Net	\$786,045	\$1,006,777	\$600,836	\$1,247,806	\$142,898

NCFPD EMERGENCY SERVICES 5 YEAR OVERTIME HISTORY AND REIMBURSEMENT





NORTH COUNTY FIRE PROTECTION DISTRICT OPERATIONS

TO: Board of Directors
FROM: Operations/EMS Division
DATE: Tuesday, Oct 23rd, 2018
SUBJECT: Customer Satisfaction Survey Program, 2018 – 3rd Quarter Results

CONSENT AGENDA

RECOMMENDATION:

Review the report as submitted. In looking at the overall percentage of satisfaction with our service, our customers continue to rate their level of satisfaction overwhelmingly in the “excellent” category.

BACKGROUND:

This report focuses on two areas, direct feedback based on surveys sent to patients transported by North County Fire and our Service/Sympathy card program. The distribution of the survey is based on the 2018 Payer Class percentages according to our ambulance billing company, Wittman Enterprises. This quarter’s customer satisfaction results incorporate surveys received from July 1st, 2018 through Sept 30, 2018. The following is a listing of the type and number of individual payer classes that are randomly mailed surveys on a monthly basis.

2018 Payer Class

Private Commercial Insurance (includes Champus/Active Duty)	26
Medi Cal	10
Medicare (includes Senior HMO)	54
Cash	10
Total	100

DISCUSSION:

The survey results are reported on quarterly intervals to all safety employees. The sharing of this information with all employees provides a heightened awareness regarding our customer’s experience in the field. If a system or human deficiency trend is noted, the management staff will coordinate any measures necessary to correct the problem.

Customer Satisfaction Survey Program

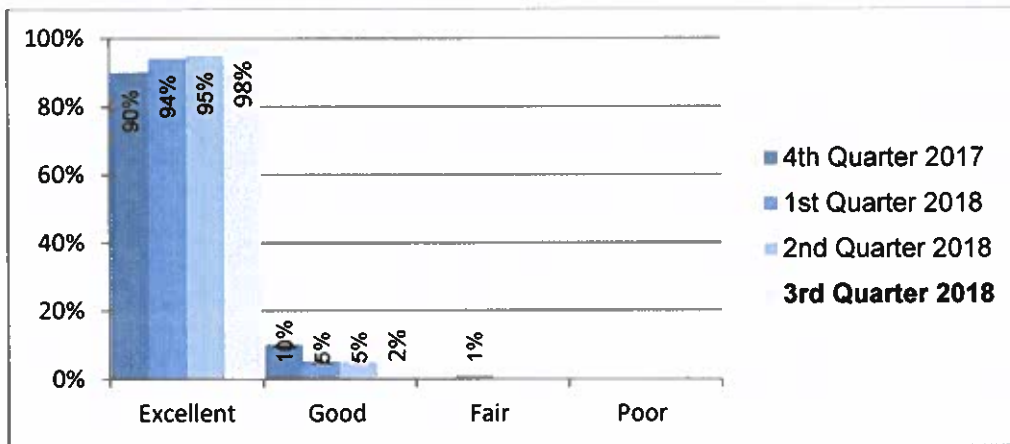
Tuesday, Oct 23, 2018

Page 2 of 3

The first section of the *Satisfaction Survey Form* evaluates the customer’s overall satisfaction with our service by rating it from “Excellent” to “Poor.” The second section of the form allows the customer to provide comments on their perception of the service they received. This quarter 300 surveys were mailed and 50 surveys were returned (17%).

Ninety eight percent (98%) of the surveys returned indicated “excellent” customer satisfaction as indicated on the chart below:

2017-18 Customer Satisfaction Results



The customer comment portion of the survey has proven to be most effective by allowing us to hear the customer’s opinions or concerns first hand, thus allowing us to mitigate any problems as quickly as possible. These comments are reported on *Attachment-A* of this report.

In order to maintain Continual Quality Improvement (CQI) for this program, the responses are reviewed for any unusual comments or areas of concern. When necessary, incident documents will be reviewed. If a poor rating or adverse report is noted, the EMS Chief reaches out to seek clarification and ultimately improve services. If indicated, this review may warrant further investigation or training to mitigate potential customer service issues.

SERVICE/SYMPATHY CARD PROGRAM:

The District continues to utilize a Service/Sympathy Card Program to promote excellence in our emergency delivery services. This particular program allows our firefighters to correspond with our customers by personally signing and mailing “Service Cards.” This post-incident program has proven invaluable in maintaining a positive relationship with our community through personal contact between our firefighters and the customers they serve. The “Sympathy Cards” are utilized in the same way by corresponding concern with a deceased patient’s family.

The following data identifies the total number of Service and Sympathy cards completed by each crew during this report's time frame:

	"A" CREW	"B" CREW	"C" CREW	TOTAL
3rd Q 2018	112	138	146	396
2nd Q 2018	195	116	154	465
1st Q 2018	100	118	132	350
4th Q 2017	157	158	179	494

The above numbers represent 28% of total cards sent by A Shift, 35% of total cards sent by B Shift and 37% of total cards sent by C Shift.

FISCAL ANALYSIS:

The increased use of Service Cards has contributed to increased expenditures in both printing and postage. Annually, the Program costs approximately \$2,000.00 to operate. It is our belief that enhanced public relations and the benefits these cards represent is worth the expenditure.

SUMMARY:

The North County Fire Protection District takes seriously the demeanor and professional conduct of its employees while providing emergency services. Our Customer Survey Program provides a tool to measure and quantify this area and if necessary, implement and/or modify the emergency delivery system to ensure its ability to meet customer expectations. This program, which is now in its fifteenth year, consistently reflects a high degree of satisfaction with the services delivered by the employees of the North County Fire Protection District, beginning from the request for service up to and including final mitigation of the incident.



North County Fire Protection District
 Customer Satisfaction Survey
 Third Quarter 2018
 July-Sept
 Attachment A



Intake Number	Date Received	Follow Up	Customer Comments
18-03-01	07/11/2018		Thank you – hope you enjoyed the cookies.
18-03-02	07/17/2018		No suggestions. Your response time was within 15 minutes of my call. Their actions were very professional from the time of their arrival until they dropped me off at the hospital. I'd like to thank them very much.
18-03-03	07/19/2018		Great Job
18-03-04	07/20/2018		It is my pleasure to compliment the entire crew that showed up. Everybody came! The care was so terrific, I wrote a personal letter to our local Chief & to both of my caregivers. Alas, I have already forgotten their names and lead a very busy schedule – however, I wrote them each a note and gave them coffee cards. Excellent in every way. Sweet young paramedics! Many thanks
18-03-05	07/20/2018		All the EMTs were professional, timely, courteous and compassionate. My first experience and it was a very good one (under the circumstances). Thank you to all involved!
18-03-06	07/20/2018		Not being a professional at medical care, I couldn't begin to be critical of the wonderful firemen who came to take me to the hospital. They were kind and thoughtful both days on (dates). The crews were from Station 5. Just thank them very much because on (date) I did indeed have a total block of the artery leading to the right side of my brain. I cant thank all enough. I'll be stopping by with a couple of apple pies. Thank you to all.
18-03-07	07/20/2018	Yes	They told me I was not going to be charged for the transportation, but then you guys sent me a note saying to send any insurance that I had. I did and I don't know what that was for, the ride or the hospital visit. Thanks very much.
18-03-08	07/21/2018		I was very satisfied with the professionalism and concern showed by the EMT team that took me to the hospital. I hope you will not take this the wrong way, but I hope we don't have to use your services again anytime soon.
18-03-09	07/21/2018		Very Professional Personnel. Friendly, attentive, assuring. Thanks for the great service.
18-03-10	07/23/2018		The recent call to your very efficient crew was so very appreciated. Very professional. I think everyone knew their job and I was so thankful for the care.
18-03-11	07/23/2018		Excellent
18-03-12	07/23/2018		Your department and the services you provide are the best! Your people, responders are top quality professionals and human beings! Keep up the good work! Thank you very much!
18-03-13	07/23/2018		I was glad to see them come! I needed their help to get me out of the bath tub. I was very scared after I fell. Home alone! They took good care of me.
18-03-14	07/24/2018		I was involved in an MVA on (date+place). Ambulances responded quickly. The paramedics that took care of me & other driver were kind, compassionate & professional. I appreciate their care. Thank you very much.
18-03-15	07/25/2018		Called 911 after feeling chest pains, quick response (within 10 mins). Requested Palomar hospital. After a couple of hours in ER it was determined that I had a heart attack. Thank you for the excellent response!
18-03-16	07/25/2018		The team was very prompt, professional, reassuring and thoughtful! They had great personalities and we felt the health and well-being of my dad was being handled with a lot of respect! All of you are awesome and very appreciated!!! Thank you so much.



North County Fire Protection District
 Customer Satisfaction Survey
 Third Quarter 2018
 July-Sept
 Attachment A



Intake Number	Date Received	Follow Up	Customer Comments
18-03-17	07/26/2018		The response time was very good! On a prior occasion Vista fire was called and we waited for a long time because they were mis-routed by the dispatcher. This team was very helpful & professional. I felt assured in their care. Thank you!
18-03-18	07/26/2018		Excellent
18-03-19	07/26/2018		I was very incapacitated, but I appreciate the firefighters/paramedics that assisted me. They were courteous, gentle and caring. They worked as a team and I felt safe. They were also interactive with my family. All things considered, it was a positive experience and again much grateful from me and family. Also, the follow-up card with all their names was heartwarming. Thank you so much!
18-03-20	07/27/2018		Great guys, perfect service! We don't know how it could be better. Thank you all!
18-03-21	07/27/2018		(suggestions?) No - Y'all are as good as it possibly could be!
18-03-22	07/30/2018		I was grateful to the dispatcher for staying on the line with me as we waited for the ambulance to arrive. The paramedics were very organized, professional and helpful when they arrived, and as they assessed my husband and placed him in the ambulance. Between his head injury and his existing short-term memory deficit, he has no recollection of his trip in the ambulance. We are grateful for the prompt and professional response to our call for assistance.
18-03-23	08/01/2018		Very quick response extremely professional personnel quite calming during emergency. Good to know that so much support is available, but please do not take offense if I'd rather not use your services very often.
18-03-24	08/08/2018		The fireman took very good care of me.
18-03-25	08/14/2018		Excellent
18-03-26	08/20/2018		Thank you so much for taking very good care of me during my recent fall and trip to the hospital. I don't recall the whole experience as I lost my short-term memory for a period of time -- but my husband said it was a safe ride to the hospital and as I was getting memory back. I remember you staying with me until they could get me into a room. Again, thank you for your service.
18-03-27	08/28/2018		Very good service!
18-03-28	08/28/2018		I found this among old papers so I'm not sure when I received it. I want to say that I am most grateful to NCF. I have called on you so many times to help my husband who slipped out of my arms and lay on the floor. You have come to pick him up and put back in his bed. Thank you for your service. You're highly commended.
18-03-29	08/28/2018		Very quick response time. Thank you!!
18-03-30	08/29/2018		Thank you for your service! Your arrival was timely. Your crew was caring and comforting. Although I was in a lot of pain they eased my anxiety.
18-03-31	08/29/2018		Very good service & care. Would like to thank especially one of them but I unfortunately don't remember his name. He helped me make the decision to go to the hospital and very likely saved my life.



North County Fire Protection District
 Customer Satisfaction Survey
 Third Quarter 2018
 July-Sept
 Attachment A



Intake Number	Date Received	Follow Up	Customer Comments
18-03-32	08/29/2018		Super good!!!
18-03-33	08/30/2018		Station 1 "A" crew -- They were so kind, considerate and friendly yet professional. Great Bunch! Glad to know we have them in our town.
18-03-34	08/31/2018		They were here much faster than ever -- which in the case of stroke was vital.
18-03-35	09/01/2018		Excellent
18-03-36	09/04/2018		Thank you for sending this survey! It's a chance to tell you how grateful we are to the 911 responders who came to our house! They were awesome!!! They are amazing!
18-03-37	09/04/2018		I had a minor stroke. Resident called 911. Fire paramedics came here to help. Transported to Tri City Hospital. One day in the hospital, now in recovery. I would like to say thank you to North County Fire. I would like to say thank you for helping me.
18-03-38	09/07/2018		(Childs writing) -- I would like to thank the fireman and ambulance men for taking wonderful care of me. They made me feel safe. They also made me laugh to take my mind off of being scared. Thank you so much.
18-03-39	09/08/2018		You guys did a great job getting my mom to TVH. I cant think of any way you can improve.
18-03-40	09/10/2018		Excellent
18-03-41	09/13/2018		DJ, Gary, Jason, Mike, Gabe & Tyler were wonderful, as usual. I have had many events this year and you all have always been kind and helpful and attentive. I couldn't ask for better people. Thanks for this opportunity to let you know how great our firemen are. Regards and hugs -- thank you to you all.
18-03-42	09/17/2018		Excellent
18-03-43	09/18/2018		They arrived promptly & treat me well. I was much better then but they gave me the choice to go to the hospital for evaluation. First time on an ambulance. Chatted all the way with the staff. All went well. Thanks for a great service.
18-03-44	09/18/2018		No suggestions. I was treated excellently when my mother and I arrived at the Fallbrook Station #4 B crew during my first allergy attack in 8 years. They provided a calm environment where I knew they would take care of me as well as providing the information my scared mother needed to make a decision about sending to the ER. At the ER they made sure the bed was clean and even changed the sheet when they were found dirty. They made me feel safe by staying until my folks arrived. I could not have asked for a better experience in a scary situation. Thank you
18-03-45	09/19/2018		Outstanding professional service!!!
18-03-46	09/19/2018		You guys were amazing! I was a little hysterical after my 11-month-old fell down our stairs & you guys assured me that he seemed fine & you took him to Rady's to get checked out. I appreciate how prompt & calm your team was! Thankfully he is perfectly fine! Also, the card that was sent was nice! Big big thank you!! Its great to know we have such caring responders!!



North County Fire Protection District
 Customer Satisfaction Survey
 Third Quarter 2018
 July-Sept
 Attachment A



Intake Number	Date Received	Follow Up	Customer Comments
18-02-47	09/19/2018		They were wonderful – promptly handled a messy situation (poop all over) & made everyone comfortable. Dear sirs! I would like to thank you for all the times you came to help me get my mother to the hospital in an emergency! You probably saved her life a couple of times. My mom passed away peacefully on (date). I am still heartbroken, but I am thankful and confident that all of us did the best for her. Keep up the good work, you are the best!!!
18-02-48	09/28/2018		I am so grateful for crew who came to my house. We did not want to call 911 – but I was so sick. I have never been that sick in all my life. They were kind and patient. I know I kept crying and moaning – but they reassured me I would be ok. I will always remember how kind and compassionate they were to me. Thanks
18-02-49	09/28/2018		The guys were experts in their jobs. They were very efficient and very professional. Thank you guys
18-02-50	09/28/2018		

PAGE INTENTIONALLY BLANK



**NORTH COUNTY FIRE
PROTECTION DISTRICT
FIRE CHIEF/CEO**

TO: BOARD OF DIRECTORS
FROM: CHIEF ABBOTT AND B/S STEPHEN-PORTER
DATE: OCTOBER 23, 2018
SUBJECT: SETTING OF YEARLY MEETING SCHEDULE

ACTION AGENDA

RECOMMENDATION:

To approve the schedule of meetings for the Board of Directors of North County Fire Protection District for the year 2019.

DISCUSSION:

The Fallbrook Public Utility District Board Room continues to be an appropriate location for the North County Fire Protection District’s Board business. The time and location for the meeting appears to be appropriate, with appropriate response to public hearings and issues requiring public input.

As usual, there is no meeting in November. There is one meeting in December, the second Regular Board Meeting scheduled two weeks early to accommodate the holidays. Agreement on meeting dates for the year will allow the Board, Staff and public to anticipate and plan for attendance at meetings. Early approval allows the Staff to post the meeting calendar on the District website before the beginning of the year and reserve the Board room in advance with Fallbrook Public Utility District. The proposed meeting date are:

MEETING DATES FOR 2019							
Month	Day	Month	Day	Month	Day	Month	Day
January	22	February	19	March	26	April	23
May	21	June	25	July	23	August	27
September	24	October	22	November	No Meeting	December	10

FISCAL ANALYSIS:

None

SUMMARY:

It is recommended that the Board approve the meetings be continued at the location and time recommended, following the schedule outlined herein.

PAGE INTENTIONALLY BLANK



**NORTH COUNTY FIRE
PROTECTION DISTRICT**
STAFF REPORT

TO: BOARD OF DIRECTORS
FROM: FIRE MARSHAL PATRICIA KOCH
DATE: OCTOBER 11, 2018
SUBJECT: PREVENTION FEE SCHEDULE

ACTION AGENDA

RECOMMENDATION: The recommendation is to approve updating the current fee schedule. Fees have been updated to reflect staff and overhead cost changes.

BACKGROUND: The fee schedule is a list of fees for services provided by the District and their associated costs. These fees are calculated by the personnel and overhead costs needed to provide each service.

DISCUSSION: New fee schedule reflects changes in pay and administrative cost. It also includes cost recovery for state mandated inspections.

FISCAL ANALYSIS: This improves our cost recovery of mandated inspections and we can expect to see an increase in plan review revenue.

SUMMARY: It is in the best interest of the District to approve the Fee Schedule update as presented.

PAGE INTENTIONALLY BLANK

NORTH COUNTY FIRE PROTECTION DISTRICT

ORDINANCE NO. 2018-01



AN ORDINANCE OF THE BOARD OF DIRECTORS OF THE NORTH COUNTY FIRE PROTECTION DISTRICT, COUNTY OF SAN DIEGO, CALIFORNIA, ESTABLISHING A SCHEDULE OF FIRE PREVENTION SERVICES AND ACTUAL FEES AND ESTABLISHING STAND-BY FEES FOR CERTAIN PUBLIC EVENTS AND REPEALING FIRE PREVENTION FEE ORDINANCE 2016-01

ARTICLE I. The North County Fire Protection District has incurred unreimbursed discretionary development costs and is anticipating that further new discretionary development will occur within the District which will place a greater demand on the existing staffing resources of the Fire Prevention Bureau. Also, escalating demands have been placed upon personnel in conducting increasingly numerous and complex inspections.

ARTICLE II. The North County Fire Protection District is charged with the responsibility of providing fire, rescue and emergency medical services pursuant to California Health & Safety Code §1.11.2.1.1.(2) of the California Fire Code.

ARTICLE III. The North County Fire Protection District incurs additional costs in lost personnel hours and expended District resources when said services are of a recurrent nature and/or the result of discretionary development. The District charges fees to recover costs incurred for the provision of said services, however, said fees require periodic revision to reflect current personnel costs.

ARTICLE IV. The Fire Chief may impose a fee to cover the cost of any service which the District provides or the cost of enforcing any regulation for which the fee is charged, pursuant to Health & Safety Code §13916, Government Code §66014, California Fire Code §1.11.2.1.1.(5), and County of San Diego Consolidated Fire Code §104.2.1

ARTICLE V. Fire Prevention Service Fees are based upon the actual costs incurred by the fire agency, which are based upon the total compensation of the employee(s) providing a particular service and include total personnel hours utilized for plan review, file review, database information entry, mapping updates, travel to and from the site, written response and site inspection.

ARTICLE VI. Stand-by fees are based upon the actual costs incurred by the fire agency, based upon the total compensation of the employee(s) providing a particular service and includes total personnel hours utilized for emergency stand-by services relating to fire, rescue and emergency medical services and enforcing applicable codes pertaining to fire and panic safety.

ARTICLE VII. The actual fee shall be paid by the applicant to the District at time of application, request for stand-by coverage or submittal to cover the actual costs in accordance with the aforementioned schedule for an inspection or plan review or any other services listed on the Fee Schedule.

NORTH COUNTY FIRE PROTECTION DISTRICT



ORDINANCE NO. 2018-01

AN ORDINANCE OF THE BOARD OF DIRECTORS OF THE NORTH COUNTY FIRE PROTECTION DISTRICT, COUNTY OF SAN DIEGO, CALIFORNIA, ESTABLISHING A SCHEDULE OF FIRE PREVENTION SERVICES AND ACTUAL FEES AND ESTABLISHING STAND-BY FEES FOR CERTAIN PUBLIC EVENTS AND REPEALING FIRE PREVENTION FEE ORDINANCE 2016-01

ARTICLE VIII. The actual cost for the provision of said services shall not exceed the actual cost incurred by the District.

ARTICLE IX. In the event fees are not paid at the time of application or upon request for additional fees, the District shall not be obligated to process, approve or take further action on renewable permits, installation, removal, activity or alteration permits, inspections, plan reviews or to provide other services necessitating a fee as delineated in the Fee Schedule.

ARTICLE X. The Board of Directors hereby declares that should any section, paragraph, sentence or word of this Ordinance or of the Fee Schedule referenced herein be declared for any reason to be invalid, it is the intent of the Board that it would have adopted all other portions of this Ordinance independent of the elimination there from of any such portion as may be declared invalid.

ARTICLE XI. The Board of Directors of the North County Fire Protection District does hereby approve the adoption of the attached Schedule of Services and Fees therefore, (**Appendices B-C**) to become effective **November 1, 2018**. This Ordinance shall be published according to law.

ARTICLE XII. Ordinance 2016-01 is hereby repealed.

ADOPTED, SIGNED AND APPROVED by the Board of Directors of the North County Fire Protection District, County of San Diego, State of California, on this **23rd day of October, 2018** by the following **Roll Call Vote**:

AYES:

NOES:

ABSENT: None

ABSTAIN: None

RECUSED: None

Kenneth Munson, Board President

NORTH COUNTY FIRE PROTECTION DISTRICT



ORDINANCE NO. 2018-01

AN ORDINANCE OF THE BOARD OF DIRECTORS OF THE NORTH COUNTY FIRE PROTECTION DISTRICT, COUNTY OF SAN DIEGO, CALIFORNIA, ESTABLISHING A SCHEDULE OF FIRE PREVENTION SERVICES AND ACTUAL FEES AND ESTABLISHING STAND-BY FEES FOR CERTAIN PUBLIC EVENTS AND REPEALING FIRE PREVENTION FEE ORDINANCE 2016-01

ATTEST:

I **HEREBY CERTIFY** that the foregoing is a true and correct copy of the Ordinance duly and regularly adopted by the Board of Directors of the North County Fire Protection District thereof held on the **23rd day of October, 2018**, and that the same now appears on record in my office.

IN WITNESS THEREOF, I hereunto set my hand and affixed by official seal this **23rd day of October, 2018**.

Cherie A. Juul, Acting Board Secretary

Official Seal



Appendix B

North County Fire Protection District
Schedule of Fire Prevention Services and Fees



Effective:

	Basic Description	Duty	Hourly Average				Hourly Personnel Rate	Total Personnel Cost	Hourly Admin Rate	Total Admin Cost	New 2018 Fee (Rounded to the nearest \$)
			Review Time	Data Entry	Travel Time	Total Time					
1	Service Letter for TPM/Minor Subdivision (5 parcels or less)	FM	1.50	0.25	0.50	2.25	78.49	176.60	47.48	106.83	\$283.00
2	Service Letter for TM/Major Subdivision (6 parcels or more)	FM	2.00	0.25	0.50	2.75	78.49	215.85	47.48	130.57	\$346.00
3	TPM/Minor Subdivision letter renewal	FM	1.00	0.25		1.25	78.49	98.11	47.48	59.35	\$157.00
4	TM/Major Subdivision letter renewal	FM	1.50	0.25		1.75	78.49	137.36	47.48	83.09	\$220.00
5	Final Map/Mylar Review	FM	1.00	0.25		1.25	78.49	98.11	47.48	59.35	\$157.00
6	Release of Map Covenants	FM	1.00	0.25	0.50	1.75	78.49	137.36	47.48	83.09	\$220.00
7	Cellular Sites	FM	1.50	0.25	0.50	2.25	78.49	176.60	47.48	106.83	\$283.00
8	Major Use Permit (MUP) or Site Plan (STP)	FM	1.50	0.25	0.50	2.25	78.49	176.60	47.48	106.83	\$283.00
9	Fire Protection Plans or Environmental Review	FM	3.00	0.25	0.50	3.50	78.49	274.72	47.48	166.18	\$441.00
10	Fire Protection Plan TPM Letter review (no mitigation)	FM	1.5	0.25	0.5	2.00	78.49	156.98	47.48	94.96	\$252.00
11	L Grading Plan	FM	1.50	0.25		1.75	78.49	137.36	47.48	83.09	\$220.00
12	AD, VAR, VAC or ZAP	FM	1.00	0.25	0.50	1.75	78.49	137.36	47.48	83.09	\$220.00
13	Improvement Plans - PRD	FM	1.75	0.25		2.00	78.49	156.98	47.48	94.96	\$252.00
14	Remote Water Meter	FM	1.00	0.25	0.50	1.75	78.49	137.36	47.48	83.09	\$220.00
15	Site Plan Review - Single Occ	FM	1.25	0.25	0.50	2.00	78.49	156.98	47.48	94.96	\$252.00
16	Code Appeal	FM	1.25	0.25		1.50	78.49	117.74	47.48	71.22	\$189.00
17	Consultation (min 1 hour)	FM	1.00			1.00	78.49	78.49	47.48	47.48	\$126.00
18	Gate Plans	FPO	0.25	0.25	0.50	1.00	58.93	58.93	47.48	47.48	\$106.00
19	Grading Plan	FM	1.00	0.25	0.50	1.75	78.49	137.36	47.48	83.09	\$220.00
20	Grading Plan Resubmittal	FM	0.25	0.25		0.50	78.49	39.25	47.48	23.74	\$63.00
21	New Residential or > 50% remodel	FM	2.50	0.25	0.50	3.25	78.49	255.09	47.48	154.31	\$409.00
22	Residential Resubmittal	FM	0.75	0.25		1.00	78.49	78.49	47.48	47.48	\$126.00
23	Residential PRD, each addtl unit	FM	1.50	0.25	0.50	2.25	78.49	176.60	47.48	106.83	\$283.00
24	Room Addition or T.I. < 50% w/o sprinklers	FM	1.50	0.25	0.50	2.25	78.49	176.60	47.48	106.83	\$283.00



**North County Fire Protection District
Schedule of Fire Prevention Services and Fees**

Appendix B

	Basic Description	Duty	Hourly Average				Hourly Personnel Rate	Total Personnel Cost	Hourly Admin Rate	Total Admin Cost	New 2018 Fee (Rounded to the nearest \$)
			Review Time	Data Entry	Travel Time	Total Time					
25	Barns & Outbuildings	FM	2.00	0.25	0.50	2.75	215.85	47.48	130.57	\$346.00	
26	Commercial Plans	FM	3.75	0.25	0.50	4.50	353.21	47.48	213.66	\$567.00	
27	Commercial T >2000 sq. ft. and/or > 50% major improvements	FM	3.00	0.25	0.50	3.75	294.34	47.48	178.05	\$472.00	
28	Commercial Plan T1 < 2000 sq ft minor improvements	FM	1.50	0.25	0.50	2.25	176.60	47.48	106.83	\$283.00	
29	Solar Commercial plan submittal	FM	1.50	0.25	0.50	2.25	176.60	47.48	106.83	\$283.00	
30	Solar / other <10kw	FM	1.00	0.25	0.50	1.75	137.36	47.48	83.09	\$220.00	
31	Commercial Plan Resubmittal	FM	1.25	0.25	0.50	2.00	156.98	47.48	94.96	\$252.00	
32	Residential Fire Sprinklers, 13-D or 13-R	FM	1.50	0.25	0.50	2.25	176.60	47.48	106.83	\$283.00	
33	Residential Fire Sprinklers - PRD, each addtl unit	FM	1.00	0.25	0.50	1.75	137.36	47.48	83.09	\$220.00	
34	Residential Fire Sprinkler Plan Resubmittal	FM	0.50	0.25		0.75	58.87	47.48	35.61	\$94.00	
35	Commercial Fire Sprinklers	FM	3.50	0.25	0.50	4.25	333.58	47.48	201.79	\$535.00	
36	Underground Sprinkler Systems	FM	1.50	0.25	0.50	2.25	176.60	47.48	106.83	\$283.00	
37	Underground Sprinkler System Addtl Inspection	FM	0.50	0.25	0.50	1.25	98.11	47.48	59.35	\$157.00	
38	Commercial Sprinkler Resubmittal	FM	0.75	0.25		1.00	78.49	47.48	47.48	\$126.00	
39	Commercial Sprinkler Tenant Improvement	FM	1.50	0.25	0.50	2.25	176.60	47.48	106.83	\$283.00	
40	Special Fire Protection Installations	FM	2.25	0.25	0.50	3.00	235.47	47.48	142.44	\$378.00	
41	Special Hazard Installations	FM	2.25	0.25	0.50	3.00	235.47	47.48	142.44	\$378.00	
42	Fire Alarm System	FM	2.25	0.25	0.50	3.00	235.47	47.48	142.44	\$378.00	
43	Fire Alarm - Pre-Wire Inspection	FM	1.00	0.25	0.50	1.75	137.36	47.48	83.09	\$220.00	
44	Stamp Transfer	FM	0.25		0.50	0.75	58.87	47.48	35.61	\$94.00	
45	Business License Inspection	FPO	0.75		0.50	1.25	73.66	47.48	59.35	\$133.00	
46	Pre-License inspection/consultation (Residential Care)	FPO	1.50	0.25	0.50	2.00	105.10	47.48	67.40	\$173.00	
47	Non-compliance re-inspection	FPO	1.00	0.25	0.50	1.75	103.13	47.48	83.09	\$186.00	



Effective:



**North County Fire Protection District
Schedule of Fire Prevention Services and Fees**

Appendix B

	Basic Description	Duty	Hourly Average				Hourly Personnel Rate	Total Personnel Cost	Hourly Admin Rate	Total Admin Cost	New 2018 Fee (Rounded to the nearest \$)
			Review Time	Data Entry	Travel Time	Total Time					
48	Non-compliance weed abatement re-inspection	FPO	1.75	0.25	0.50	2.50	58.93	47.48	118.70	\$266.00	
49	Forced weed abatement administrative fee	FPO	5.00	0.25	0.50	5.75	58.93	47.48	273.01	\$612.00	
50	Annual Burn Permit Inspection Fee	FPO	0.25	0.25	0.50	1.00	58.93	47.48	47.48	\$106.00	
51	Special event permit review	FPO	1.00	0.25		1.25	58.93	47.48	59.35	\$133.00	
52	Other Services not listed (MIN 1 HR) Per hour	FM	1.00			1.00	78.49	47.48	47.48	\$126.00	
53	Event Staff- Fire Prevention (Min 1 hr) per hour	FPO	1.00			1.00	58.93	47.48	47.48	\$106.00	
54	Apartment inspection Small Complex 10 or less	FPO	1.00	0.25	0.50	1.75	58.93	47.48	83.09	\$151.00	
55	Apartment Inspection Med 11 to 50 units	FPO	2.00	0.25	0.50	2.75	58.93	47.48	130.57	\$293.00	
56	Apartment Inspection Large > 50 units	FPO	2.50	0.25	0.50	3.25	58.93	47.48	154.31	\$346.00	
57	Hotel/ Motel/ lodging	FPO	1.00	0.25	0.50	1.75	58.93	47.48	83.09	\$186.00	
58	Care Facility 7 to 20 Beds	FPO	1.00	0.25	0.50	1.75	58.93	47.48	83.09	\$186.00	
59	Care Facility > 20	FPO	2.00	0.25	0.50	2.75	58.93	47.48	130.57	\$293.00	

Effective:



**North County Fire Protection District
Schedule of Fire Prevention Service Fees - Detailed
July 1, 2015**

PLAN REVIEW, CONSTRUCTION and SERVICE FEES				
DEVELOPMENT PLAN REVIEW (Includes plan review & written response if applicable)		Fee Description	Average Review & Inspection,travel Time (in hrs.)	Total Fee
1	Project Availability Form for Minor Subdivision or Minor Use Permit (new service letter)	Review of access, water supply, clearance & fire code requirements for subdivisions. Includes standard condition letter.	2.25	\$283.00
2	Project Availability Form for Major Subdivision (new service letter)	Review of access, water supply, clearance & fire code requirements for subdivisions.	2.75	\$346.00
3	TPM or Minor Subdivision Service Letter Renewal	Review of access, water supply, clearance & fire code requirements for subdivisions.	1.25	\$157.00
4	TM or Major Subdivision Service Letter Renewal	Review of access, water supply, clearance & fire code requirements for subdivisions.	1.75	\$220.00
5	Final Map/Mylar Review	Review of access, water supply, clearance & fire code requirements for subdivisions. Includes standard condition letter.	1.25	\$157.00
6	Release of Map Covenants	Site inspection and written confirmation of installation of covenanted improvements.	1.75	\$220.00
7	Cellular Sites	Review of access, water supply and fire code compliance.	2.25	\$283.00
8	Major Use Permit (P or MUP) or Site Plan (S or STP)	Review of plan for access, water supply, clearance and fire code requirements for a MUP or STP.	2.25	\$283.00
9	Fire Protection plans or Environmental Review-Mitigated Negative Declaration	Review & comment of project's fire impacts & proposed mitigation.	3.50	\$441.00
10	Fire Protection Plans TPM Letter review (no mitigation)	Review and comment on project's fire impacts. Small project with no mitigating factors or findings.	2.00	\$252.00
11	Grading Plan	Review of access, building setback, and water supply requirements.	1.75	\$220.00
12	Administrative (AD), Variance (VAR), Vacation Review (VAC), or Zoning (ZAP)	Review of access, water supply and fire code compliance for zoning (ZAP), variance (VAR) and vacation (VAC) requests.	1.75	\$220.00
13	Improvement Plans Planned Residential Development (PRD)	Review of roadway, turnaround, building setback, access, and water supply requirements.	2.00	\$252.00
14	Remote Water Meter	Review of accessibility to parcel, water supply requirements, and future subdivision.	1.75	\$220.00
15	Site Plan Review (single occupancy)-conceptual/consultation	Conceptual review of site plan for access, water supply, clearance and fire code requirements for a single occupancy.	2.00	\$252.00
16	Code appeal/Alternative Materials & Methods Request	Review of stipulated code conditions and proposed mitigation/compare to industry standards & mitigation strategies.	1.50	\$189.00

**North County Fire Protection District
Schedule of Fire Prevention Service Fees - Detailed
July 1, 2015**

17	Consultation (min 1 hour)	Request review of project for code requirements.	1.00	\$126.00
18	Gate Plans	Review gate plans for code requirements and (1) inspection.	1.00	\$106.00
PLAN REVIEW, CONSTRUCTION and SERVICE FEES				
NEW CONSTRUCTION (Includes plan review & inspection)				
19	Grading Plan	Review of access requirements pertaining to grading and (1) inspection.	1.75	\$220.00
20	Grading Plan Resubmittal	Second grading plan submittal and all subsequent re-submittals/stamp transfer.	0.50	\$63.00
21	New residential construction or room addition > 50% remodel	Review of plans for fire & building code compliance for new residential construction and 1 field inspection each (site, rough & final)	3.25	\$409.00
22	Residential plan re-submittal- new or remodel	Second residential plan submittal and all subsequent re-submittals/stamp transfer.	1.00	\$123.00
23	Residential Building Plans (PRD), each additional unit	Review of site plan for fire & building code compliance for new construction and 1 field inspection each (rough & final).	2.25	\$283.00
24	Room addition or tenant improvement < 50% remodel without sprinklers	Review of plans for fire & building code compliance for new construction and 1 field inspection each (site & final).	2.25	\$283.00
25	Barns and Outbuildings	Review of plans for fire & building code compliance for new construction and 1 field inspection each (site & final).	2.75	\$346.00

**North County Fire Protection District
Schedule of Fire Prevention Service Fees - Detailed
July 1, 2015**

38	Commercial sprinkler plan re-submittal	Second residential plan submittal and all subsequent re-submittals/stamp transfer.	1.00	\$126.00
38	Commercial sprinkler tenant improvement	Plan review of new commercial sprinkler system and 1 field inspection each (rough & final).	2.25	\$283.00
40	Special Fire Protection Installations--Hood & duct system, remote extinguishing systems	Plan approval and 1 inspection of new special extinguishing system. Plan review conducted by independent engineer at an additional cost.	3.00	\$378.00
41	Special Hazard Installations--High Piled Storage, Underground/Aboveground Storage Tanks, spray booths, industrial ovens, refrigeration systems, etc.	Plan approval and 1 inspection of high piled storage, underground/aboveground tanks, spray booths, industrial ovens, refrigeration systems, etc. Plan review conducted by an independent engineer at an additional cost.	3.00	\$378.00
42	Fire Alarm System	Plan approval and 1 inspection of a fire alarm system. Plan review conducted by an independent engineer at an additional cost.	3.00	\$378.00
43	Fire Alarm System Pre Wire Inspection	Site inspection of alarm system wiring installation and preliminary device location.	1.75	\$220.00
PLAN REVIEW, CONSTRUCTION and SERVICE FEES				
MISCELLANEOUS FEES (Includes review and/or inspection as indicated)				
44	Stamp Transfer	Stamp transfer required for re- submittal of plans.	0.75	\$94.00
45	Business License Inspection (SDSO, CCLB, or other outside agency)	Required inspection for special permit or license.	1.25	\$133.00
46	Pre-License inspection/consultation (Residential Care)		2.00	\$173.00
47	Non-compliance re-inspection	Conduct inspection of existing property which remains non-compliant with codes (2nd and subsequent inspections).	1.75	\$186.00
48	Non-compliance weed abatement re-inspection	Conduct legal noticing and re-inspections of a property which remains non-compliant after expiration of final notice to abate hazard.	2.50	\$266.00
49	Forced weed abatement administrative fee	Includes above, plus work order, description of work, contractor meetings, inspections, billing.	5.75	\$612.00
50	Special Event permit review		0.75	\$106.00
51	Special Event permit review	Review of large events including/medical /traffic plans.	1.25	\$133.00
52	Other services not listed(Min 1 HR)	Misc permits/ plan review not listed.	1.00	\$126.00
53	Event Staff- Fire Prevention (Min 1 hr) per hour	Provide required fire and life safety inspections at events.	1.00	\$106.00
54	Apartment inspection Small Complex 10 or less	State mandated inspection - Cost recovery	1.75	\$151.00
55	Apartment Inspection Med 11 to 50 units	State mandated inspection - Cost recovery	2.75	\$293.00
56	Apartment Inspection Large > 50 units	State mandated inspection - Cost recovery	3.25	\$346.00

**North County Fire Protection District
 Schedule of Fire Prevention Service Fees - Detailed
 July 1, 2015**

57	Hotel/ Motel/ Lodging	State mandated inspection - Cost recovery	1.75	\$186.00
58	Care Facility 7 to 20 Beds	State mandated inspection - Cost recovery	1.15	\$186.00
59	Care Facility > 20	State mandated inspection - Cost recovery	2.75	\$293.00
60	Large Child Care Facility	State mandated inspection - Cost recovery	1.75	\$186.00
61	"S" occupancies mandated	State mandated inspection - Cost recovery	1.75	\$186.00
62	Ambulance Standby	Cost recovery per hour for event or other non emergency.	1.00	\$64.00
63	Battalion Chief Standby	Cost recovery per hour for event or other non emergency.	1.00	\$101.00
64	Brush Engine Standby	Cost recovery per hour for event or other non emergency.	1.00	\$271.00
65	Engine Standby	Cost recovery per hour for event or other non emergency.	1.00	\$274.00
66	Annexation Fees	Each Acre or portion thereof		\$ 1,000.00
		Each Dwelling parcel		\$ 500.00
		Each Commercial/Industrial Parcel		\$ 1,000.00

North County Fire
Protection District
Schedule of Fire Prevention Services Fees

Admin Incidental Cost Breakdown							
Expense	Cost	Per	Divided by Unit/Type	Unit Cost	# of Units	Annual Hours	Cost per Hour
Building Lease	\$85,750.68	year	10 employees	\$8,575.07	1	2080	\$4.12
SDG&E	\$10,800.00	year	10 employees	\$1,080.00	1	2080	\$0.52
FRUD	\$4,002.00	year	10 employees	\$400.20	1	2080	\$0.19
Mitel Phones	\$6,420.00	year	14 phones	\$458.57	1	2080	\$0.22
A&T Fax	\$215.00	year	5 employees	\$43.00	1	2080	\$0.02
Office Supplies	\$6,300.00	year	10 employees	\$630.00	1	2080	\$0.30
Individual Expenses							
Verizon Cell Phones	\$2,016.00	year	2	\$1,008.00		2080	\$0.48
Ipads	\$1,368.00	year	3	\$456.00	1	2080	\$0.22
Vehicle (15,000*.55)	\$8,250.00	year	3	\$2,750.00	1	2080	\$1.32
Code Books	\$1,400.00	year	2	\$700.00	1	2080	\$0.34
Training	\$5,500.00	year	2	\$2,750.00		2080	\$1.32
Subscriptions/Member	\$4,000.00	year	2	\$2,000.00	1	2080	\$0.96
Admin Incidentals Hourly							\$10.02
Admin Support/Supervi	\$311,667.52	year	One half of total	\$155,833.76	2	2080	\$37.46
				Total Admin Hourly Rate			\$47.48

Position	Base	Base w/FLSA	Unif	Hourly	Holiday	Subtotal	Empl. Ret't	Employee Ret't Por	Total Ret't	Medicare Tax	A/L	Work Comp		S/L	Total Salary	Hourly	OT
												A/L	Comp				
D/C	172,530	172,530	700	82.95		173,230	35,367	15,591	50,957	2,512	19,907	11,905	11,944	11,944	270,455	130.03	0
Div.	160,493	160,493	700	77.16		161,193	32,909	14,507	47,417	2,337	18,518	11,074	11,111	11,111	251,650	120.99	0
B/C	137,618	141,364	700	47.26	6,238	142,064	29,004	12,786	41,790	2,060	11,342	9,754	6,805	6,805	213,816	102.80	126.43
Adm Cpt/Med	118,678	118,678	700	57.06		119,378	24,372	10,744	35,116	1,731	13,694	8,189	8,217	8,217	186,325	89.58	118.11
FM	112,744	112,744	700	54.20		113,444	14,843	9,076	23,919	1,645	8,672	7,779	7,805	7,805	163,264	78.49	78.49
FPO	82,081	74,229	700	36.65		74,929	9,344	5,994	15,338	1,086	5,864	5,122	3,518	3,518	105,858	50.89	69.22
FPO PEPPRA	82,081	76,229	0	36.65		76,229	5,266	4,955	10,221	1,105	5,864	5,260	3,518	3,518	102,198	49.13	67.46
Capt/Medic	107,914	110,852	700	37.06	4,892	116,444	23,773	10,480	34,253	1,688	8,894	7,649	5,337	5,337	174,265	59.84	78.37
Eng/Medic	93,778	96,330	700	32.20	4,250	101,281	20,677	9,115	29,793	1,469	7,728	6,647	4,637	4,637	151,554	52.04	68.14
FF/Medic	86,585	88,942	700	29.73	3,924	93,566	19,102	8,421	27,523	1,357	7,135	6,137	4,281	4,281	140,000	48.08	62.94
FF/Medic PEPPRA	86,585	88,942	0	29.73	3,924	92,866	12,040	11,840	23,881	1,347	7,135	6,137	4,281	4,281	135,647	46.58	61.45
Mechanic III	95,041	95,041	700	45.69		95,741	12,527	7,659	20,186	1,388	7,676	6,558	4,386	4,386	135,935	65.35	88.20
Mechanic II	75,030	75,030	700	36.07		75,730	9,909	6,058	15,967	1,098	6,060	5,177	3,463	3,463	107,495	51.68	69.72
Mechanic II PEPPRA	75,030	75,030	0	36.07		75,030	5,452	4,877	10,329	1,088	6,060	5,177	3,463	3,463	101,146	48.63	66.66
HR/Finance Spec	84,965	84,965	700	40.85		85,665	11,208	6,853	18,062	1,242	6,863	5,863	3,922	3,922	121,616	58.47	78.89
HR/Finance Spec PEPPRA	84,965	84,965	0	38.88		84,965	6,174	5,523	11,696	1,232	6,532	5,863	3,732	3,732	114,020	54.82	74.26
Admin Sec PEPPRA	39,495	39,495	0	28.09		39,495	2,870	2,567	5,437	573	4,719	2,725	2,697	2,697	55,645	26.75	40.80
Admin/IT - PEPPRA	74,818	74,818	0	35.97		74,818	5,436	4,803	10,299	1,085	6,043	5,162	3,453	3,453	100,861	48.49	66.48
Single Role - EMT			0	12.00		12	0.87	0.78	1.65	0.17	1,152	0.83	0.55	0.55		15.76	21.76
Single Role - Medic			0	15.00		15	1.09	0.98	2.06	0.22	1,440	1.04	0.69	0.69		19.70	27.20
B/C															Medicare	OT Reg. Ra	Total
Capt/Medic															1.07	73.92	74.99
Eng/Medic															0.84	57.95	58.79
FF/Medic															0.73	50.34	51.07
FF/Medic PEPPRA															0.67	46.49	47.16
															0.67	46.49	47.16

PAGE INTENTIONALLY BLANK



**NORTH COUNTY FIRE
PROTECTION DISTRICT
OPERATIONS DIVISION STAFF REPORT**

TO: BOARD OF DIRECTORS
FROM: DIVISION CHIEF MAHR AND CHIEF ABBOTT
DATE: OCTOBER 23, 2018
SUBJECT: AMBULANCE FEE SCHEDULE ADOPTION

ACTION AGENDA

RECOMMENDATION:

- The Board review and approve Resolution 2018-20 and the attached Ambulance Fee Schedule (Exhibit "A")

BACKGROUND:

In an effort to recover costs, statute allows public entities to charge for emergency medical services (EMS). This may be accomplished by cost recovery based upon a full cost basis, or alternatively by charging a "reasonable fee". The District Currently charges all users of the Districts paramedic ambulance services for services rendered.

Public sector ambulance services generally base their fees for service on regional averages. In September of 2016 the Board adopted a resolution that provided for an automatic rate increase to be applied on July 1st of each year with the direction that the District conduct periodic reviews of the regional average within San Diego County to evaluate the effectiveness of the mechanism and adjust accordingly.

DISCUSSION:

The District conducted a review of the regional average and it was determined that NCFPD was greater than five and one-half percent (5.5%) below fire-based EMS regional average as shown on Exhibit "B." As such, a onetime five and one-half (5.5%) percent rate increase has been applied to the base rate of service on the proposed Ambulance Fee Schedule. In addition to the regional average, an Administrative / Continued Quality Improvement (CQI) Fee of One Hundred and Thirty (\$130.00) Dollars has been added to the fee schedule. This fee is to assist in the cost recovery of the administrative time associated with processing and conducting CQI on all electronic patient care reports which is required to report accurate information in accordance with California Emergency Medical Services Authority (EMSA) Core Measurements Program.

AMBULANCE FEE SCHEDULE ADOPTION

OCTOBER 23, 2018

PAGE 2 OF 2

FISCAL ANALYSIS:

The District anticipates a net annual increase in EMS and ambulance transportation revenue of up to One Hundred and Five Thousand Dollars (\$105,000.00).

SUMMARY:

In accordance with our regional rate analysis, staff recommends the rate increases as contained in Exhibit "A". The adoption of these amended fees will provide additional revenue to help offset the ever-increasing cost of providing a quality EMS delivery system for our citizens.

FIRE-BASED EMS RATE COMPARISON - EXHIBIT "B"

Client	ALS1 Rate	ALS2 Rate	BLSE1 Rate	Mileage Rate	Oxygen Rat	ALS1 NR	ALS2 NR	BLSE1 NR	TNT	TNT Non Resident
North County	\$ 1,200.00	\$ 1,260.00	\$ 1,000.00	\$ 22.00	\$ 67.00	\$ 1,380.00	\$ 1,440.00	\$ 1,160.00	\$ 200.00	\$ 220.00
Carlsbad	\$ 1,171.00	\$ 1,273.00	\$ 955.00	\$ 23.00	\$ 76.00	\$ 1,171.00	\$ 1,374.00	\$ 955.00	\$ 204.00	
Coronado	\$ 1,103.00	\$ 1,103.00	\$ 982.00	\$ 24.00	\$ 90.00					
Escondido	\$ 1,668.00	\$ 1,668.00	\$ 1,668.00	\$ 18.50	\$ 80.00				\$ 150.00	
Oceanside	\$ 1,180.00	\$ 1,320.00	\$ 980.00	\$ 34.80	\$ 50.00	\$ 1,680.00	\$ 1,840.00	\$ 1,480.00	\$ 100.00	\$ 150.00
Poway	\$ 1,029.00	\$ 1,029.00	\$ 866.00	\$ 16.00	\$ 66.00	\$ 1,366.00	\$ 1,366.00	\$ 1,196.00		
Ramona	\$ 1,523.00	\$ 1,635.00	\$ 1,479.00	\$ 19.00	\$ 71.00	\$ 1,712.00	\$ 1,824.00	\$ 1,668.00	\$ 138.00	\$ 200.00
San Marcos	\$ 1,255.00	\$ 1,255.00	\$ 915.00	\$ 24.00	\$ 65.00				\$ 150.00	
Vista	\$ 1,188.00	\$ 1,188.00	\$ 1,188.00	\$ 18.00	\$ 60.00					
Average Charge Amount	\$ 1,257.44	\$ 1,303.44	\$ 1,114.78	\$ 22.14	\$ 69.44	\$ 1,461.80	\$ 1,568.80	\$ 1,291.80		
North County	\$ 1,200.00	\$ 1,260.00	\$ 1,000.00	\$ 22.00	\$ 67.00	\$ 1,380.00	\$ 1,440.00	\$ 1,160.00		
Percentage Difference	-4.57%	-3.33%	-10.30%	-0.01%	-3.51%	-5.60%	-8.21%	-10.20%		

Average difference -5.72%

PAGE INTENTIONALLY BLANK

NORTH COUNTY FIRE PROTECTION DISTRICT

RESOLUTION NO. 2018-20



RESOLUTION OF THE BOARD OF DIRECTORS OF THE NORTH COUNTY FIRE PROTECTION DISTRICT, COUNTY OF SAN DIEGO, STATE OF CALIFORNIA, AMENDING THE CURRENT FEE SCHEDULE FOR EMERGENCY AND NON-EMERGENCY MEDICAL SERVICES AND TRANSPORTATION

WHEREAS, the North County Fire Protection District provides emergency and non-emergency services as part of the operation of the fire district; and

WHEREAS, the rules and regulatory fees and charges for services and transportation have previously been established for the operation of these services; and

WHEREAS, it has been necessary to revise these rules, regulations, fees and charges from time to time on the recommendations of the Fire Chief/CEO and the Operations Chief; and

WHEREAS, the adoption of this fee schedule is required to recover the costs of providing emergency medical services, including pharmaceuticals, supplies, equipment and infrastructure charges from the users thereof to maintain an effective EMS Delivery System; and

WHEREAS, the fee structure was last changed in September of 2016 by Resolution; and

WHEREAS, the analysis of the current fee schedule indicates that an increase in the fees and rates is warranted; and

WHEREAS, the Board of Directors of the North County Fire Protection District desires at this time and based on the findings submitted, deems it in the best public interest to increase EMS fees as set forth in "Exhibit A" (included as a part of this Resolution) to become effective **November 1, 2018**;

NOW, THEREFORE, BE IT RESOLVED, by the Board of Directors of the North County Fire Protection District, a public agency in the County of San Diego, California, as follows:

1. The above recitations are true;
2. The Board of Directors hereby approves the Fee Schedule for the Emergency Medical Services, attached hereto and made part thereof as "Exhibit A" to this Resolution and which is incorporated by this reference;
3. That Resolution 2018-20 supersedes Resolution 2016-17

NORTH COUNTY FIRE PROTECTION DISTRICT



RESOLUTION 2018-20

RESOLUTION OF THE BOARD OF DIRECTORS OF THE NORTH COUNTY FIRE PROTECTION DISTRICT, COUNTY OF SAN DIEGO, STATE OF CALIFORNIA, AMENDING THE CURRENT FEE SCHEDULE FOR EMERGENCY AND NON-EMERGENCY MEDICAL SERVICES AND TRANSPORTATION

APPROVED, SIGNED AND ADOPTED by the Board of Directors, North County Fire Protection District, County of San Diego, State of California, on this **23rd day of October, 2018**, by the following vote:

AYES:

NOES:

ABSENT: None

ABSTAIN: None

RECUSED: None

Kenneth Munson, Board President

ATTEST:

I HEREBY CERTIFY that the foregoing is a true and correct copy of the Resolution duly and regularly adopted by the Board of Directors of the North County Fire Protection District thereof held on the **23rd day of October, 2018**, and that the same now appears on record in my office.

IN WITNESS THEREOF, I hereunto set my hand and affixed by official seal this **23rd day of October, 2018**.

Cherie A. Juul, Acting Board Secretary

Official Seal

NORTH COUNTY FIRE PROTECTION DISTRICT

RESOLUTION NO. 2018-20

EXHIBIT A



RESOLUTION OF THE BOARD OF DIRECTORS OF THE NORTH COUNTY FIRE PROTECTION DISTRICT, COUNTY OF SAN DIEGO, STATE OF CALIFORNIA, AMENDING THE CURRENT FEE SCHEDULE FOR EMERGENCY AND NON-EMERGENCY MEDICAL SERVICES AND TRANSPORTATION

EMERGENCY MEDICAL SERVICES FEES

1. RESPONSE/TRANSPORT FEE:

Emergency ALS Base Transport	\$1266
Emergency ALS Base Transport/Non-Resident	\$1456
Emergency ALS 2 Transport Fee	\$1287
Emergency ALS 2 Transport Fee/Non-Resident	\$1519
Emergency BLS Transport Fee	\$1055
Emergency BLS Transport/Non-Resident	\$1224
ALS Treatment, Non-transport – Resident	\$ 211
ALS Treatment, Non-transport – Non-Resident	\$ 232
ALS Treatment, Non-transport CPR – Resident	\$ 601
ALS Treatment, Non-transport CPR – Non-Resident	\$ 665
ALS Treatment, Non-transport Level II Trauma	\$ 643
ALS Treatment, Non-transport Level II Trauma- Non-Resident	\$ 717
Mileage (per loaded mile or fraction)	\$23.21

2. SUPPLIES/PHARMACEUTICALS/EQUIPMENT:

Level I Disposables Bundle (ALS, BLS, T&R)	\$ 124
Level II Disposables Bundle (ALS2)	\$ 238
Oxygen	\$ 71
EKG	\$ 35

3. MISCELLANEOUS CHARGES:

Night Charge	\$ 42
Admin/CQI	\$ 130

4. AMBULANCE STANDBY RATE:

	Wages	Admin	Apparatus	Per Hour
Ambulance	48.96	10.95	4.00	63.91

PAGE INTENTIONALLY BLANK



**NORTH COUNTY FIRE
PROTECTION DISTRICT
ADMINISTRATIVE SERVICES**

TO: BOARD OF DIRECTORS
FROM: DEPUTY CHIEF MAROVICH AND CHIEF ABBOTT
DATE: OCTOBER 23, 2018
SUBJECT: RESOLUTION TO ADOPT THE PAY SCHEDULE

ACTION AGENDA

RECOMMENDATION:

It is recommended that the Board of Directors adopt the attached Resolution 2018-21, which updates the Pay Schedule for application of the salary formula.

BACKGROUND:

The California Code of Regulations, Title 2, Section 570.5 requires a governing body's Board of Directors to adopt a pay schedule which delineates the range of pay for all positions and make them available to the public, without reference to another document.

DISCUSSION:

The current pay schedule does not reflect the pay raises that went into effect July 1, 2018. Accordingly, it is necessary to adopt Resolution 2018-21 and post the referenced pay schedule (Exhibit 'A') on the Department's website. As future adjustments to rates of pay will require similar action by the Board of Directors, future resolutions will occur in concert with approval of bargaining unit or individual employee contracts.

FISCAL ANALYSIS:

None, procedural only.

SUMMARY:

Staff recommends that the Board adopt Resolution 2018-21 as presented.

PAGE INTENTIONALLY BLANK



NORTH COUNTY FIRE PROTECTION DISTRICT

RESOLUTION NO. 2018-21

RESOLUTION OF THE BOARD OF DIRECTORS OF THE NORTH COUNTY FIRE PROTECTION DISTRICT, COUNTY OF SAN DIEGO, STATE OF CALIFORNIA, ADOPTING A PAY SCHEDULE IN ACCORDANCE WITH CALIFORNIA CODE OF REGULATIONS, TITLE 2, SECTION 570.5

WHEREAS, the California Public Employees Retirement System (“CalPERS”) adopted the California Code of Regulations, Title 2, Section 570.5 on August 10, 2011; and

WHEREAS, the California Code of Regulations, Title 2, Section 570.5 requires the District’s Board of Directors to approve and adopt all pay schedules; and

WHEREAS, the Regulations require that the pay schedule be made public without reference to another document in disclosure of the pay rate.

NOW, THEREFORE, BE IT RESOLVED, by the Board of Directors of the North County Fire Protection District, a public agency in the County of San Diego, California, as follows:

1. That the attached Pay Schedule titled “North County Fire Protection District Pay Schedule, set forth in Exhibit “A” attached hereto and incorporated by reference, is approved and adopted.
2. The Pay Schedule approved and adopted by this Resolution shall be periodically updated by the Board of Directors, in accordance with the California Code of Regulations requirements.

APPROVED, SIGNED AND ADOPTED by the Board of Directors, North County Fire Protection District, County of San Diego, State of California, on this **23rd day of October, 2018**, by the following vote:

AYES:

NOES:

ABSENT: None

ABSTAIN: None

RECUSED: None

Kenneth Munson, Board President

NORTH COUNTY FIRE PROTECTION DISTRICT



RESOLUTION 2018-21

RESOLUTION OF THE BOARD OF DIRECTORS OF THE NORTH COUNTY FIRE PROTECTION DISTRICT, COUNTY OF SAN DIEGO, STATE OF CALIFORNIA, ADOPTING A PAY SCHEDULE IN ACCORDANCE WITH CALIFORNIA CODE OF REGULATIONS, TITLE 2, SECTION 570.5

ATTEST:

I HEREBY CERTIFY that the foregoing is a true and correct copy of the Resolution duly and regularly adopted by the Board of Directors of the North County Fire Protection District thereof held on the **23rd day of October, 2018**, and that the same now appears on record in my office.

IN WITNESS THEREOF, I hereunto set my hand and affixed by official seal this **23rd day of October, 2018**.

Cherie A. Juul, Acting Board Secretary

NORTH COUNTY FIRE PROTECTION DISTRICT

RESOLUTION No. 2018-21

EXHIBIT A

RESOLUTION OF THE BOARD OF DIRECTORS OF THE NORTH COUNTY FIRE PROTECTION DISTRICT, COUNTY OF SAN DIEGO, STATE OF CALIFORNIA, ADOPTING A PAY SCHEDULE IN ACCORDANCE WITH CALIFORNIA CODE OF REGULATIONS, TITLE 2, SECTION 570.5



NORTH COUNTY FIRE PROTECTION DISTRICT - PAY SCHEDULE *Cal Code of Regulations, Title 2, §570.5*
NON-EXEMPT - SAFETY EMPLOYEES

North County Fire Protection District Pay Schedule (Revised July 1, 2018) Res. 2018-19

POSITION	TIME BASE	RANGE	INFORMATION LOCATIONS		
			CONTRACT DATES & REVISIONS	EFFECTIVE DATE	
Firefighter/	Hourly	\$25.69 - \$32.82	MOU - FY2018/RES 2018-19	7/1/2018	
Paramedic	Bi-Weekly	\$2,876.75 - \$3,675.91	↓		
	Annual	\$74,796 - \$95,574			
Engineer/	Hourly	\$30.75 - \$33.75			7/1/2018
Paramedic	Bi-Weekly	\$3,443.67 - \$3,780.34			
	Annual	\$89,535 - \$98,289			
Captain/	Hourly	\$35.37 - \$38.85			7/1/2018
Paramedic	Bi-Weekly	\$3,961.48 - \$4,351.56			
	Annual	\$102,998 - \$113,141			
Admin	Hourly	\$66.13 - \$73.10			7/1/2018
Battalion	Bi-Weekly	\$5,290.79 - \$5,847.71			
Chief	Annual	\$137,560 - \$152,040			
Battalion	Hourly	\$42.78 - \$47.28			7/1/2018
Chief	Bi-Weekly	\$4,791.24 - \$5,295.59			
	Annual	\$124,572 - \$137,685			
Administrative	Hourly	\$54.45 - \$59.83			7/1/2018
Captain	Bi-Weekly	\$4,355.74 - \$4,786.49			
	Annual	\$113,249 - \$124,449			

EXEMPT POSITIONS - CHIEF OFFICERS

POSITION	TIME BASE	RANGE	INFORMATION LOCATIONS	
			CONTRACT DATES & REVISIONS	EFFECTIVE DATE
Division	Hourly	\$73.49 - \$77.16	MOU - FY2018/RES 2018-19	7/1/2018
Chief	Bi-Weekly	\$5,878.86 - \$6,172.81	↓	
	Annual	\$152,850 - \$160,493		
Deputy	Hourly	\$79.00 - \$82.95		
Chief	Bi-Weekly	\$6,319.78 - \$6,635.77		
	Annual	\$164,314 - \$172,530		

NON-EXEMPT POSITIONS - ADMINISTRATIVE and FIRE PREVENTION

Administrative Specialist	Hourly	\$26.75 - \$30.25	MOU - FY2018/RES 2018-19	7/1/2018
	Bi-Weekly	\$2,140.33 - \$2,420.14		
	Annual	\$55,649 - \$62,924		
Administrative Specialist/IT Support	Hourly	\$34.26-\$38.74		7/1/2018
	Bi-Weekly	\$2,740.59-\$3,098.88		
	Annual	\$71,255-\$80,571		
HR/Finance Specialist	Hourly	\$36.13 - \$40.85		7/1/2018
	Bi-Weekly	\$2,890.05 - \$3,267.88		
	Annual	\$75,141 - \$84,965		

NORTH COUNTY FIRE PROTECTION DISTRICT - PAY SCHEDULE (cont) *Cal Code of Regulations, Title 2, §570.5*
NON-EXEMPT POSITIONS - ADMINISTRATIVE and FIRE PREVENTION

POSITION	TIME BASE	RANGE	INFORMATION LOCATIONS	
			CONTRACT DATES & REVISIONS	EFFECTIVE DATE
Fire Protection Specialist	Hourly	\$34.90 - \$39.47	MOU - FY2018/RES 2018-19	7/1/2018
	Bi-Weekly	\$2,792.28 - \$3,157.33		
	Annual	\$72,599 - \$82,091		
Fire Marshal	Hourly	\$54.20 - \$59.91		7/1/2018
	Bi-Weekly	\$4,336.30 - \$4,792.75		
	Annual	\$112,744 - \$124,612		
Mechanic (Level II)	Hourly	\$32.70 - \$36.97		7/1/2018
	Bi-Weekly	\$2,615.93 - \$2,957.93		
	Annual	\$68,014 - \$76,906		
Mechanic (Level III)	Hourly	\$41.42 - \$46.84		7/1/2018
	Bi-Weekly	\$3,313.61 - \$3,746.82		
	Annual	\$86,154 - \$97,417		

EXEMPT POSITIONS - FIRE CHIEF (CEO) and EXECUTIVE STAFF

Executive Assistant	Hourly	\$41.63 - \$47.07	CONTRACT	7/1/2018
	Bi-Weekly	\$3,330 - \$3,766		
	Annual	\$86,593 - \$97,913		
FIRE CHIEF/CEO	Hourly	\$88.94	CONTRACT	1/23/2018
	Bi-Weekly	\$7,115.38		
	Annual	\$185,000.00		

NORTH COUNTY FIRE PROTECTION DISTRICT



RESOLUTION 2018-21 Exhibit A

RESOLUTION OF THE BOARD OF DIRECTORS OF THE NORTH COUNTY FIRE PROTECTION DISTRICT, COUNTY OF SAN DIEGO, STATE OF CALIFORNIA, ADOPTING A PAY SCHEDULE IN ACCORDANCE WITH CALIFORNIA CODE OF REGULATIONS, TITLE 2, SECTION 570.5

SINGLE ROLE EMT & PARAMEDIC						
EMT	LEVEL I	Hourly	\$11.00	Per Policy \$216.08		3/1/2018
		Overtime	\$16.50			
EMT	LEVEL II	Hourly	\$12.00			3/1/2018
		Overtime	\$18.00			
PARAMEDIC	LEVEL I	Hourly	\$14.00			3/1/2018
		Overtime	\$21.00			
PARAMEDIC	LEVEL II	Hourly	\$15.00			3/1/2018
		Overtime	\$22.50			
↓						
PART-TIME EMPLOYEES						
Administrative		Hourly	\$26.75	MOU - FY2018/RES 2018-19		7/1/2018
Specialist		Overtime	\$40.13	Per Policy \$225.25		
Medical Services Officer		Hourly	\$41.31			7/1/2018
		Overtime	\$61.97			
Fire Prevention Specialist		Hourly	\$34.90			7/1/2018
		Overtime	\$52.35			
↓						
Fire Services Assistant		Hourly	\$14.00	Per Policy \$225.31		1/23/2018
		Overtime	\$21.00			

PAGE INTENTIONALLY BLANK



**NORTH COUNTY FIRE
PROTECTION DISTRICT
FIRE CHIEF/CEO**

TO: BOARD OF DIRECTORS
FROM: CHIEF ABBOTT, FIRE CHIEF/CEO
DATE: OCTOBER 23, 2018
SUBJECT: Written Correspondence

- **WRITTEN COMMUNICATION:** None
- **BOARD RECOGNITION PROGRAM:** None

PAGE INTENTIONALLY BLANK

Gov. Brown signs bill requiring annual reports on fire safety inspections following newspaper investigation



Oakland firefighters battle a four-alarm fire on San Pablo and Mead avenues in West Oakland, Calif., early Monday, March 27, 2017. (Laura A. Oda/Bay Area News Group)

Laura A. Oda/Bay Area News Group

Oakland firefighters battle a four-alarm fire on San Pablo and Mead avenues in West Oakland, Calif., early Monday, March 27, 2017. (Laura A. Oda/Bay Area News Group)

By [Thomas Peele](#) | tpeele@bayareanewsgroup.com | Bay Area News Group

PUBLISHED: September 27, 2018 at 5:39 pm | UPDATED: September 28, 2018 at 3:57 am

Local fire departments will now have to make an annual report of how many state-mandated safety inspections of K-12 schools and apartment buildings they have conducted each year under a bill Gov. Jerry Brown signed Thursday that was spurred by [an investigation](#) this news organization published in June.

The investigation showed that fire departments across the region routinely missed yearly deadlines on inspections — sometimes leaving students and apartment dwellers exposed to fire dangers for years. Sen. Jerry Hill, D-San Mateo, sponsored SB 1205 late in the legislative session, saying it was too urgent an issue to wait until next year.

Hill on Thursday said the new law will save lives.

“If the required inspections are performed, the city or county overseeing a fire department will know,” Hill said. “And if the requirement is not met, governing bodies can take the opportunity to learn why and work with departments to close the gap.”

State law requires inspections once a year, but there is no enforcement of the law or penalty when inspections are missed.

A survey of 11 large fire departments over an eight-year period found that 96 percent of schools went more than a year between inspections at least once between 2010 and 2017. Schools in Oakland and Redwood City often went years without inspections, records showed. At apartment buildings, 93 percent went more than a year between inspections at least once.

Hayward didn’t even inspect apartment buildings with fewer than 15 units. The city’s Fire Chief, Garrett Contreras didn’t know annual inspections were required, asking “what mandate?” when questioned about it. The city quickly revamped its processes to include the small buildings.

The bill was endorsed by the state’s Fire Chiefs Association and School Board Association.

This news organization undertook the investigation after 40 people were killed in two Oakland fires in late 2016 and early 2017. The first, at an underground artist’s collective called the Ghost Ship, 36 people died after they were trapped inside when a fire broke out during an dance party. The Fruitvale District building was zoned as a warehouse and had no inspection history despite being two blocks from a fire station and a history of police and fire department visits.

The second occurred at a halfway house on San Pablo Avenue, killing four residents. After missing inspections for years, inspectors visited the building three days before the blaze, but didn’t close the building despite citing numerous dangers.

Hill said the bill “creates a check and balance” that will make inspection records more transparent. The law takes effect Jan. 1.



Multiple agencies participate in active shooter drill

[Share](#)

[Tweet](#)

[0 Comments](#)

Last updated 9/28/2018 at 9:23pm

Last October, Encinitas Deputy Fire Chief Jon Blumeyer was attending the Route 91 Harvest Music Festival with his wife and friends when a shooter started firing into the crowd. Though Blumeyer was shot in the leg twice, he continued to help the wounded.

Blumeyer furthered that help the morning of Sept. 22, by sharing his firsthand experience in dealing with an active shooter with a group of first responders who had gathered to participate in an active shooter drill at Bonsall Elementary School.

“When we were there, there were hundreds of people that were helping the victims,” Blumeyer said. “Just like me, they weren’t prepared for this – they were there to have fun. There were trained people, off duty police, fire, military and all these people, but we had nothing there to work with. We were making tourniquets out of T-shirts, out of bandanas and whatever we had available.”

Blumeyer addressed all aspects of tactics that are necessary in active shooter situations like the one he endured – including the toll the tragedy took on him personally.

“I’ve been doing it for 30-something years – we’ve all done a lot of this stuff, we’ve seen horrible things during our careers – but we’ve all looked it from a different perspective because we respond to it,” Blumeyer said. “We manage to prepare ourselves, put up those mental blocks that we have, and we have the support of our co-workers and everyone as we’re going through this.

“When this event happened, I had none of that initially,” Blumeyer said.

Blumeyer said he’s been dealing with post-traumatic stress since that day and it was a couple of months before the nightmares went away. He said it was the support of the community, co-workers and other first responders that helped him get through it.

“Have a system in place to support your folks when these sorts of things happen...it is huge,” Blumeyer said. “It makes a big difference. Get people to talk to and then watch your folks for that PTSD. Watch for those signs of stress because they will be there in one form or another. So, take care of your folks.”

After a pre-drill meeting at North County Fire Protection District Station Five in Bonsall, the teams moved over to begin the drill at Bonsall Elementary.

The exercise included the San Diego Sheriff's Department, North County Fire Protection District, Oceanside Fire Department, Pala Fire Department, Pendleton Fire Department, Carlsbad Fire Department, Vista Fire Department and Cal Fire.

"Unfortunately, we don't get to do this nearly enough," Sgt. Patrick Yates of the San Diego County Sheriff's Department said.

Yates noted all the people involved in the drill.

"We have role players at the school, school administrators, multi-agencies, volunteers, district employees – all the people it takes to make this happen," Yates said. "We'd like to do it more often. But when we do it, we like to do it right and we like to involve as many people as possible, because it's the kind of thing that when it does kick off, we want to be the best we can at dealing (with it) and help as many people as possible."

Yates said making the drill happen is a lot of work.

"Do we have the right personnel to come in and do the training and run through the training to make it as realistic as possible?" he said. "So, it takes a lot of work and a lot of time and we invite many, many people to participate."

With multiple agencies working, along with volunteers from [Fallbrook High School](#) participating as victims in the drill, officials emphasized safety for all of those involved, taking precautions every step of the way.

Safe words such as "yellow" were provided to the volunteers in case they were being handled too rough, and the drill could be paused by first responders by using the phrase "terminate drill" in case something went wrong.

"The most important thing is safety," Yates said. "We hope everybody leaves with what it's going to entail to deal with a mass casualty shooter event, and we try to make it as chaotic as it will ever be. We hope that everybody, especially those that are making the decisions, are better prepared so we can give the best service that we can."

According to North County Fire Protection District captain paramedic and public information officer John Choi, it took about two months to put the drill together.

"This is a big undertaking," Choi said. "As you see, you've got law enforcement here from multiple jurisdictions, you've got multiple fire agencies. To get all these ambulances, engines, cars here, it takes a lot of collaboration from all these different agencies to come here."

The drill was a simulated a single active shooter situation on the campus of Bonsall Elementary with multiple casualties and injured students and faculty. It was planned so that very few people

involved knew the scenario. This time, in addition the active shooter, a bomb detonated on the campus.

“This is an unfortunate scenario that we’ve painted,” Choi said. “We hope that we never have an active shooter event in Fallbrook, Bonsall and Rainbow. However, if we did, we’re prepared. These types of drills prepare us for things we don’t ever want to see in our career. But if we do, we want to know what to do and how effectively we can manage working with our collaborating partners.

“This is new, the idea of partnering up with law enforcement and going into what we would consider a hostile environment,” Choi said. “This is normal for military personnel that go into this environment and anticipate being shot at while you’re dressing wounds, but for us, this is not normal.”


Choi said his agency recently purchased ballistic gear for its personnel.

“That’s our purchased gear so that we can go into these hazard zones and help those that have been shot or hit with a blast like those here today,” he said.

Working with agencies near and far is an important part of the process of training effectively, Choi said.

“We’re all cut from the same cloth, as you see, we have a heart and desire to put ourselves in harm’s way,” Choi said. “For us, it’s a great working relationship. We have to have that kind of working relationship so that when we go into these kinds of environments, I can rely on them to watch my six and they know that I am doing everything in my care to provide care for them and the victims on the ground.”

THE SACRAMENTO BEE



CalPERS, California Public Employees Retirement System, aims to build retirement and health security for state workers. Here's a quick look at the retirement system.

By [David Caraccio](#)

Read more here: <https://www.sacbee.com/news/politics-government/the-state-worker/article219340310.html#storylink=cpy>

[The State Worker](#)

Chronicling civil-service life for California state workers

[The State Worker](#)

Worried about CalPERS? Three new laws could protect workers, governments.

By Adam Ashton

October 03, 2018 05:00 AM

Updated October 02, 2018 03:13 PM

Nearly 200 Southern California retirees who lost a share of their pensions last year didn't know their retirement income was at risk until it was too late.

By the time they heard from CalPERS, their former employer had long since quit paying its bills and set up an inevitable decision for the pension fund to cut their benefits.

A new bill Gov. Jerry Brown signed last week aims to at least ensure that public workers and retirees have some time to protest if their former employer moves to break from the California Public Employees' Retirement System in a way that would jeopardize their incomes.

It was one of several bills Brown signed in his final legislative session that don't solve the state's public pension crisis but provide some protection for retirees and a new saving mechanism for local governments to manage their long-term CalPERS costs.

Be the first to know.

No one covers what is happening in our community better than we do. And with a digital subscription, you'll never miss a local story.

The new pension laws, which take effect on Jan. 1, are:

- **Senate Bill 1022** by Sen. Richard Pan, D-Sacramento, requires government agencies to notify their workers and retirees if they're taking steps to quit CalPERS within 30 days of adopting a resolution to begin the termination process. The law gives workers and retirees time to lobby their employer to stay in the fund or to make a separation payment that would ensure they receive full pensions.
- **Assembly Bill 1912** by Sen. Freddie Rodriguez, D-Pomona, prohibits local governments from dissolving so-called joint powers authorities unless they commit to funding their full pension obligations.
- **Senate Bill 1413** by Sen. Jim Nielsen, R-Gerber, allows government agencies to create pension "pre-funding" accounts that would help them smooth out sudden increases in CalPERS bills or cope with a decrease in their own revenue.

The bills by Pan and Rodriguez were shaped by a CalPERS decision in March 2017 to reduce the pensions it owed to 197 former employee of the East San Gabriel Valley Human Services Consortium.

The organization was a joint powers authority established by four cities in 1979 to provide job-training services. It folded in 2014 when it lost its contract with Los Angeles County.

Normally, agencies that quit CalPERS make a hefty separation payment that the pension fund uses to pay the full benefits promised to former workers.

The East San Gabriel organization simply stopped paying its bills without telling its former employees. A year and a half later, CalPERS reduced the value of their pensions based on a formula that accounted for how much money they and their employer had paid into the fund.

The four cities that created the agency declined to pick up the bill.

Pan's bill ensures that workers in a similar situation would have time to lobby their employer and CalPERS. Rodriguez's prevents cities from abandoning workers they indirectly hire through joint powers authorities.

"In these situations, there's impending disaster that the employees don't even know about," said Terry Brennand, a senior lobbyist for Service Employees International Union who oversees retirement issues.

Cities, counties, school districts and the California Special Districts Association pushed for Nielsen's bill.

All local governments are adjusting to higher CalPERS rates, but some are in a better position than others and want to use unexpected revenue they receive to prepare for future pension obligations.

The new law allow allows them to set money in a separate, CalPERS-managed trust to prepay money they owe for retirement benefits. They can draw on the money to pay their CalPERS bills in the future.

Adam Ashton: 916-321-1063, @Adam Ashton. Sign up for state worker news alerts at sacbee.com/newsletters.

Read more here: <https://www.sacbee.com/news/politics-government/the-state-worker/article219340310.html#storylink=cpy>



**NORTH COUNTY FIRE
PROTECTION DISTRICT
FIRE CHIEF/CEO**

TO: BOARD OF DIRECTORS
FROM: STEPHEN ABBOTT, FIRE CHIEF/CEO
SUBJECT: COMMENTS, REPORTS AND UPDATES
DATE: OCTOBER 23, 2018

● STAFF COMMENTS/REPORTS/UPDATES:

● STEPHEN ABBOTT, FIRE CHIEF/CEO:

● CHIEF OFFICERS & STAFF:

● BOARD:

● BARGAINING GROUPS:

● PUBLIC COMMENT:

PAGE INTENTIONALLY BLANK



**NORTH COUNTY FIRE
PROTECTION DISTRICT
FIRE CHIEF/CEO**

TO: BOARD OF DIRECTORS
FROM: CHIEF ABBOTT, FIRE CHIEF/CEO
DATE: OCTOBER 23, 2018
SUBJECT: CLOSED SESSION

CS-1. ANNOUNCEMENT – PRESIDENT MUNSON:

- *An announcement regarding the items to be discussed in Closed Session will be made prior to the commencement of Closed Session.*

CS-2. EVALUATION OF PERFORMANCE – GOVERNMENT CODE §54597

- CEO/Fire Chief District Negotiator:
District Counsel James

CS-3. CONFERENCE WITH REAL PROPERTY NEGOTIATOR - GOVERNMENT CODE §54956.8 – CHIEF ABBOTT:

- Property Location: 4157 Olive Hill Road – Station 3, Fallbrook, CA 92028;
Parties: North County Fire Protection District (Seller);
Under Negotiation: Terms of Sale;
District Negotiators: Chief Abbott, District Counsel James

CS-4 CONFERENCE WITH DISTRICT COUNSEL REGARDING PENDING LITIGATION – GOVERNMENT CODE §54956.9 (D)(4) – DISTRICT COUNSEL JAMES:

- To Be Discussed: Whether a basis exists for anticipated litigation
District Counsel: District Counsel James

CS-5 REPORT FROM CLOSED SESSION – PRESIDENT MUNSON